

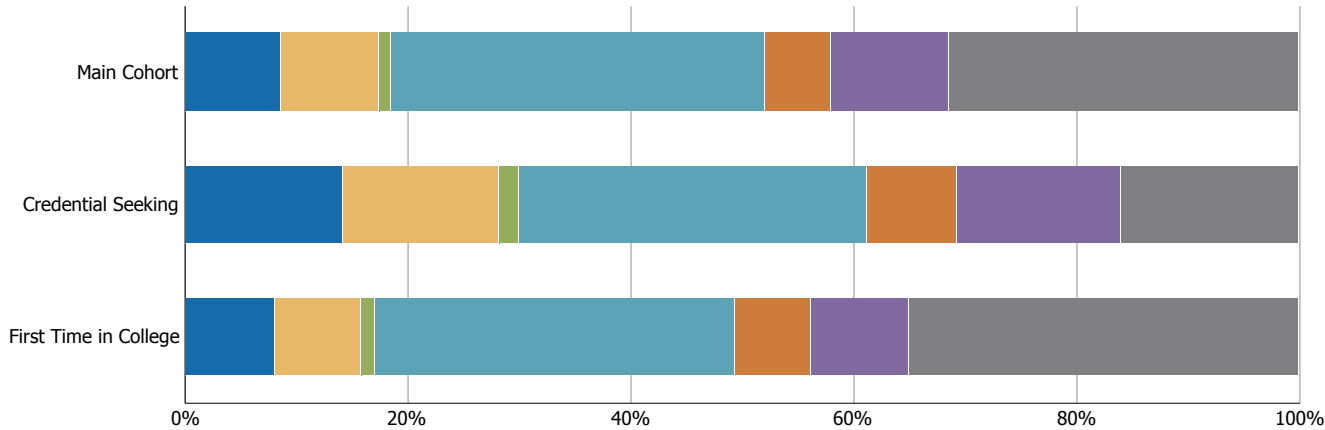
# Joliet Junior College (Joliet, IL)

## Six Year Cohort (Fall Students 2011)

These data represent students that first entered the college in Fall Students 2011 (or summer before) and their progress by the end of six years.

### Six-Year Outcomes

#### Outcomes by the end of Six Years by Cohort Type



#### Cohort Types

Different types of students

- A. Main Cohort: fall entering, first time at **reporting** college; "all students"
- B. Credential Seeking: earned 12 credits by end of year two
- C. First Time in College: fall entering, first time in college

\*Students could be in more than one cohort type.

#### Six-Year Outcomes Measures

These measures report nine potential outcomes for the students in the cohort ranging from receipt of a credential (with and without transfer) to left the college.

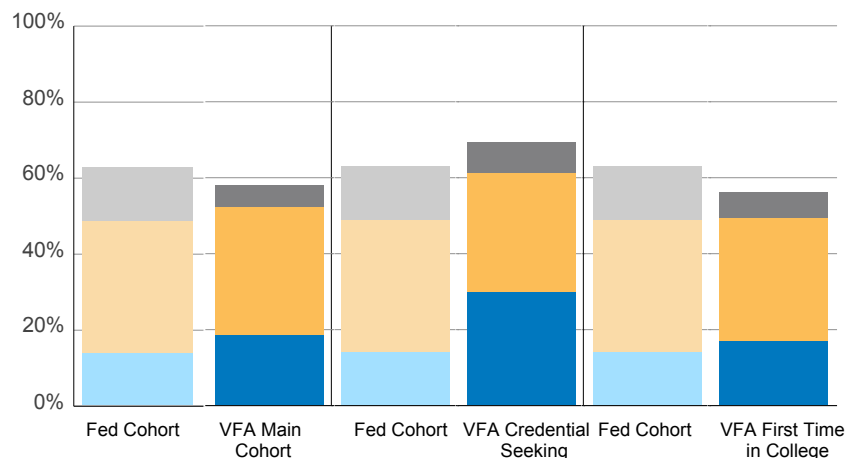
Each student in the cohort is counted in only one of the Six-Year Outcomes and the sum of all of the outcomes will total 100% of the cohort.

- Unduplicated
- Hierarchical
- Achieved by the end of six years
- Credentials earned at the **reporting** college

Outcomes	Main Cohort	Credential Seeking	First Time in College
<b>Cohort Count</b>	2,310	1,407	1,703
<b>Bachelor's</b>	N/A	N/A	N/A
<b>Associate (Transfer)</b>	8.7%	14.1%	8.1%
<b>Associate (No Transfer)</b>	8.7%	13.9%	7.8%
<b>Certificate (Transfer)</b>	0.1%	0.1%	0.0%
<b>Certificate (No Transfer)</b>	1.1%	1.8%	1.1%
<b>No Award (Transfer)</b>	33.5%	31.1%	32.4%
<b>Still Enrolled</b>	6.0%	8.0%	6.8%
<b>Left with &gt; or = 30 credits</b>	10.5%	14.8%	8.9%
<b>Left with &lt; 30 credits</b>	31.5%	16.1%	35.0%

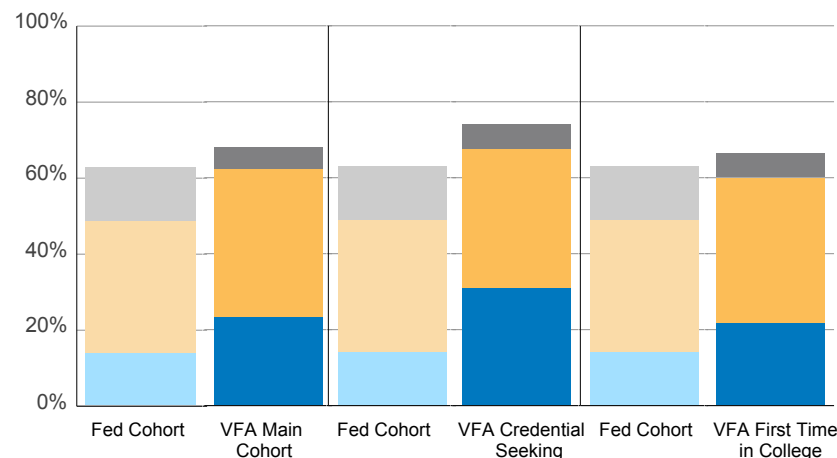
Comparison of the college's IPEDS (federal) graduation rate to the college's VFA Six-Year Outcomes

Federal Grad Rate (IPEDS) Compared to VFA Outcomes (by VFA full-time and part-time students)



	IPEDS Fed Cohort	VFA Main Cohort	VFA Credential Seeking	VFA First Time in College
Still Enrolled	14.3%	6.0%	8.0%	6.8%
No Award (Transfer)	34.8%	33.5%	31.1%	32.4%
Total Earned Awards**	13.9%	18.5%	30.0%	17.0%

Federal Grad Rate (IPEDS) Compared to VFA Outcomes (by VFA full-time students)



	IPEDS Fed Cohort	VFA Main Cohort	VFA Credential Seeking	VFA First Time in College
Still Enrolled	14.3%	5.6%	6.6%	6.2%
No Award (Transfer)	34.8%	39.1%	36.6%	38.2%
Total Earned Awards**	13.9%	23.3%	30.9%	21.8%

\*\*VFA Total Earned Awards = Bachelor's degrees and associate degrees and certificates.

Federal Graduation Rate Cohort:

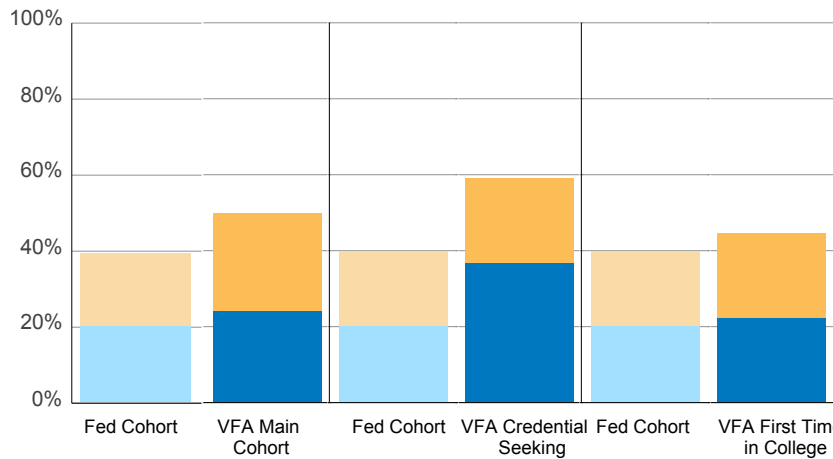
- Fall entering, first-time, full-time degree seeking students. For more information: <http://nces.ed.gov/ipeds/glossary/index.asp?id=812>

VFA Cohort Types:

- Main Cohort: fall entering, first time at **reporting** institution, "all students".
- Credential Seeking: fall entering, earned 12 credits by end of year two.
- First Time in College: fall entering, first time in any post-secondary institution.

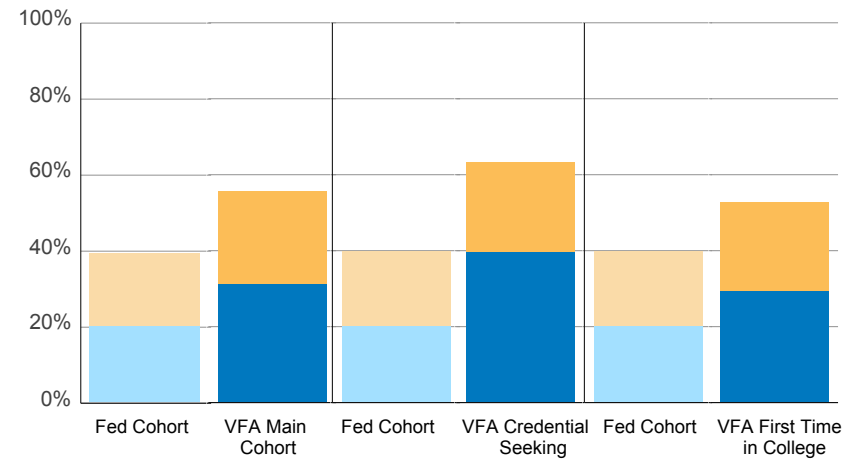
All VFA college's comparison of IPEDS (federal) graduation rate to VFA Six -Year Outcomes

**Federal Grad Rate (IPEDS) Compared to VFA Outcomes (by VFA full-time and part-time students)**



	IPEDS Fed Cohort	VFA Main Cohort	VFA Credential Seeking	VFA First Time in College
No Award (Transfer)	19.6%	25.8%	22.3%	22.2%
Total Earned Awards**	20.1%	24.0%	36.9%	22.4%

**Federal Grad Rate (IPEDS) Compared to VFA Outcomes (by VFA full-time students)**



	IPEDS Fed Cohort	VFA Main Cohort	VFA Credential Seeking	VFA First Time in College
No Award (Transfer)	19.6%	24.7%	23.7%	23.4%
Total Earned Awards**	20.1%	31.1%	39.4%	29.2%

\*\*VFA Total Earned Awards = Bachelor's degrees and associate degrees and certificates.

**Federal Graduation Rate Cohort:**

- Fall entering, first-time, full-time degree seeking students. For more information: <http://nces.ed.gov/ipeds/glossary/index.asp?id=812>

**VFA Cohort Types:**

- Main Cohort: fall entering, first time at **reporting** institution, "all students".
- Credential Seeking: fall entering, earned 12 credits by end of year two.
- First Time in College: fall entering, first time in any post-secondary institution.