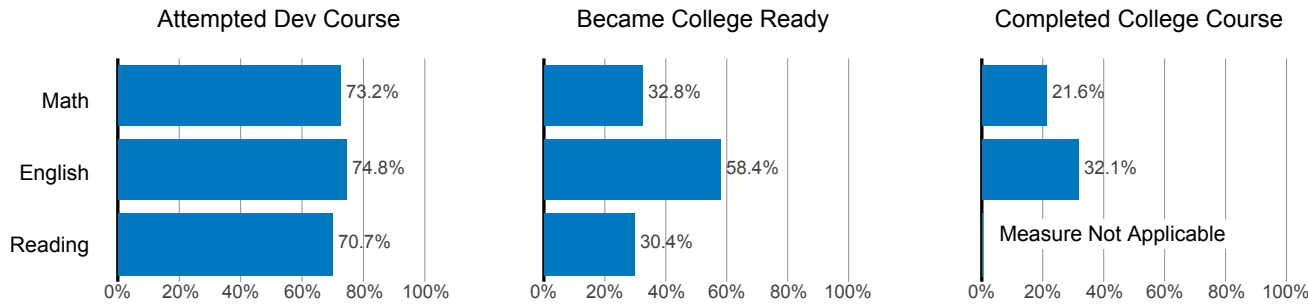


Joliet Junior College (Joliet, IL)
Six Year Cohort (Fall Students 2011)

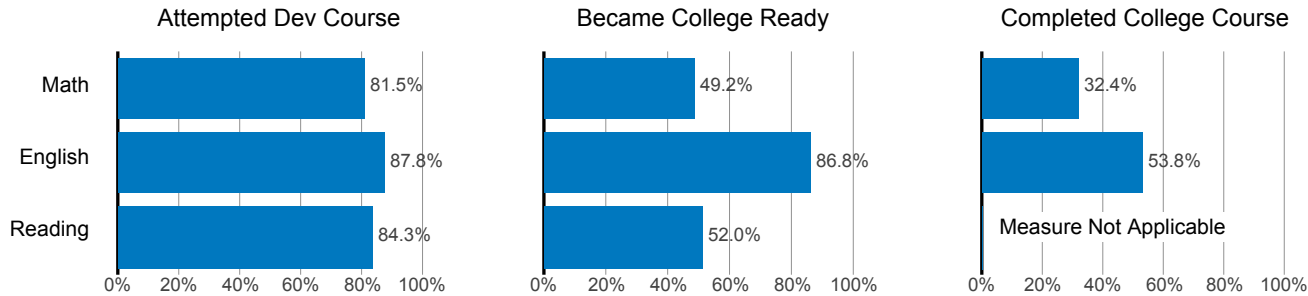
These data represent students that first entered the college in Fall Students 2011 (or summer before) and their progress and outcomes by the end of six years.

Developmental Outcomes across Subjects by Cohort Type

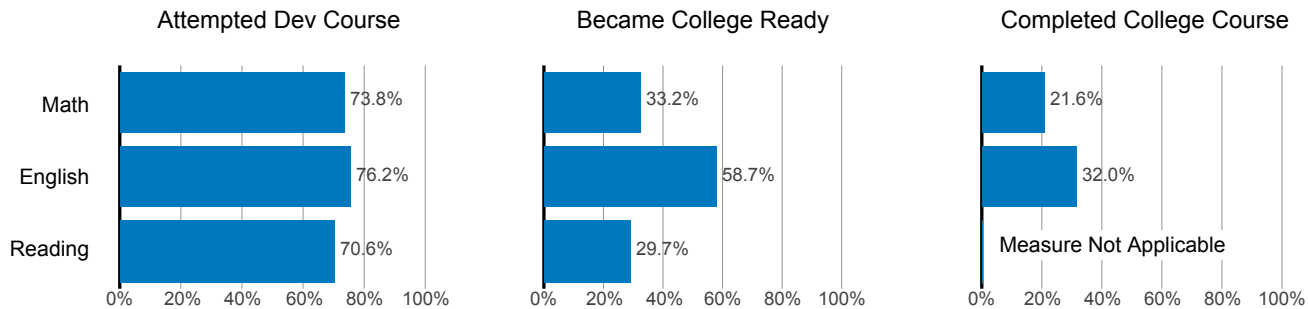
Main Cohort



Credential Seeking



First Time in College Cohort



Cohort Types

Different types of students

- A. Main Cohort: fall entering, first time at **reporting** college; "all students"
- B. Credential Seeking: earned 12 credits by end of year two
- C. First Time in College: fall entering, first time in college

*Students could be in more than one cohort type.

Developmental Outcomes by Subject

These outcomes answer the question – What percentage of students in the cohort type that needed developmental education in a subject – completed developmental education in that subject and progressed to successfully complete a college-level course in the subject?

This view of the data shows how students that are classified by a specific cohort type progress through and complete developmental education.

		Main Cohort	Credential Seeking	First Time in College
Dev Need Count	Math	1,321	839	1,115
Dev Need Count	English	733	418	646
Dev Need Count	Reading	651	369	592