



Accessing and Using Free Online Tutoring

Created by Drenell Parish, ASC Peer Tutor
Edited by Stephanie Braun, ASC Manager




JOLIET JUNIOR COLLEGE

1901



Gaining access to the
free online tutoring

BEFORE YOU CAN ACCESS THIS
PROGRAM, you must either call or
email the Academic Skills
Center to register.



JOLIET JUNIOR COLLEGE
1901



Gaining access to the free online tutoring

Call Leslie Kolesar at (815) 280-6667

OR


Call Stephanie Braun at (815) 280-2824

OR

Email academicskillscenter@jjc.edu

When you contact us, provide us with your

- First Name
- Last Name
- JJC email address
- JJC ID number




JOLIET JUNIOR COLLEGE
1901



Gaining access to the free online tutoring

Once you have registered, you are ready to view the rest of this presentation.



JOLIET JUNIOR COLLEGE
— 1901 —



Accessing the Program

Make sure you have enabled pop-ups.

Go to www.jjc.edu

Click on the “iCampus” icon.



Accessing the Program

You have now entered the iCampus log-in page.

Log in using your JJC (email) username and password.



Accessing the Program

You have now entered your personal iCampus page; please note that your page may look a little different than the sample.

Locate Community Groups and click on “Academic Skills Center Online Tutoring.”



Accessing the Program

Click “Get Tutoring Now” to enter the Smarthinking Online Tutoring Program.

Academic Skills Center Online Tutoring - Windows Internet Explorer

https://icampus.jjc.edu/section/default.asp?id=ACADEMIC%5FSKILLS%5FCENTER%5FONLINE%5F...

Academic Skills Center Online Tutoring

Course Home Calendar Content Communicate

Home > Group

Drenell Parish

Group Announcements

View: Past Present All | Sort: Descending

Tuesday, October 20, 2009

TELL THE ACADEMIC SKILLS CENTER WHAT YOU THINK! PLEASE COMPLETE THE *ONLINE TUTORING SURVEY* UNDER THE "CONTENT" TAB AT THE TOP OF YOUR SCREEN.

Within the SMARTHINKING program, you have the following tutorial options:

- Schedule a Personal Session - Check the calendar in the "Schedule a Personal Session" within your SMARTHINKING account for available pre-scheduled appointments.
- Submit a Question or Submit an Essay - You can submit an essay or a question 24 hours a day, 7 days a week. Turnaround time for response is typically within 24 hours.
- Connect with an e-structor now (live drop-in tutoring)
- [Tutoring Schedule](#)

Thursday, August 20, 2009

Click on [SMARTHINKING_Student_Handbook.pdf](#) to view the Smarthinking Student Handbook.

Thursday, August 20, 2009

iCampus Tutoring

iCampus Tutoring

Free online tutoring is available for this course powered by Smarthinking

[Get Tutoring Now!](#)

Done Trusted sites 100%



Using the Program

You have now entered the Smarthinking Online Tutoring main page.

Scroll to the bottom and click on “Need more practice on the White Board?”

my file cabinet

	S	M	T	W	T	R	F	S
1								1
2	2	3	4	5	6	7	8	
9	9	10	11	12	13	14	15	
16	16	17	18	19	20	21	22	
23	23	24	25	26	27	28	29	
30	30	31						

Need more practice on the White Board? Click Here!



Using the Program

The “White Board” is where you will communicate with your tutor during your live sessions.

You can type anywhere on the board and can use multiple pages.

SMARThinking Practice White Board - Windows Internet Explorer

http://www.smarthinking.com/private/flash/practiceboard.cfm

File Edit View Favorites Tools Help

SMARThinking Practice White Board

Page: 1

Actions Show Edit Tools Set-up Help

Draw Fractions

what do I do?

Math Characters Greek Characters Language Characters Chemistry Characters



Using the Program

The buttons along the edge allow you to insert different math functions.

Your questions and responses are blue.

Your tutor's responses are red.

SMARTHINKING Practice White Board - Windows Internet Explorer

http://www.smarthinking.com/private/flash/practiceboard.cfm

File Edit View Favorites Tools Help

SMARTHINKING Practice White Board

Actions Show Edit Tools Set-up Help

Page: 1

Draw Fractions

what do I do?

Math Characters Greek Characters Language Characters Chemistry Characters

Done Internet 100%



Using the Program

Once you are finished practicing, close the “White Board” and return to the tutoring home page.

SMARThinking Practice White Board - Windows Internet Explorer

http://www.smarthinking.com/private/flash/practiceboard.cfm

File Edit View Favorites Tools Help

SMARThinking Practice White Board

Actions Show Edit Tools Set-up Help

Draw Fractions

4545

45X

what do I do?

Γ

A	B	X	Δ	E	Φ	Γ	H
I	Θ	K	Λ	M	N	O	Π
⊙	P	Σ	T	Υ	Ϛ	Ω	⊞
Ψ	Z	α	β	π	δ	ε	φ
γ	η	ι	κ	λ	μ	ν	
ο	π	θ	ρ	σ	τ	υ	ω
⊘	ξ	ψ	ς				

Math Characters Greek Characters Language Characters Chemistry Characters

Done Internet 100%



You have now returned to the Smarthinking Online Tutoring main page.

Here you will find five different options.

Using the Program

The screenshot shows the Smarthinking.com website in a Windows Internet Explorer browser window. The address bar displays the URL <http://www.smarthinking.com/private/student/index.cfm>. The page features a blue header with the text "iCampus Tutoring" and a navigation menu including "My Home Page", "About Me", "My Account", "Customer Support & FAQ", "Academic Resources", and "Logout". Below the header, the page is titled "My Home Page" and includes a "Welcome Drenell..." message. The main content area is divided into five sections, each with an icon and a "Select a Subject" dropdown menu:

- connect with an e-structor now!**: Select an active subject and meet with an e-structor for a private session. [Tell Me How.](#)
- schedule a personal session**: Pre-schedule a live session with an e-structor of your choice. [Tell Me How.](#)
- submit your writing**: Submit your writing and receive the tutor's comments from your Inbox (usually within 24 hours). [Tell Me How.](#)
- submit a question**: Choose a subject below and submit your question. Get the e-structor's response from your Inbox, usually within 24 hours. [Tell Me How.](#)
- academic resources**: Check out our study guides, study skills manuals, test prep, and self-assessment tools to help you study smarter.

At the bottom of the page, there is a "my file cabinet" section with a link to "Essays, Questions, & Sessions" and a "May Schedule at a Glance >>>" link. A calendar for the month of May is visible, showing the days of the week (S M T W R F S) and the dates 1 through 31.



JOLIET JUNIOR COLLEGE
— 1901 —



Option One: “Connect with an E-Structor Now!”

Use this option to receive live help.

It is important to note that not all tutors are available at all times, so plan ahead.



connect with an
e-structor **now!**

Select an active subject and meet with an e-structor for a private session. [Tell Me How.](#)

Select a Subject



JOLIET JUNIOR COLLEGE
1901



Option Two: “Schedule a Personal Session”

Use this option to schedule an **ONLINE** tutoring appointment.

(To schedule an **in-person** ASC tutoring appointment, call 815-280-2261.)

Appointments must be made 48 hours in advance.



schedule a personal session

Pre-schedule a **live session** with an instructor of your choice.

[Tell Me How.](#)

Select a Subject



JOLIET JUNIOR COLLEGE
1901



Option Three: “Submit Your Writing”

Use this option when you want a tutor to review a writing assignment.

Responses will be sent to your “Smarthinking” Inbox located on the Smarthinking Online Tutoring main page.



submit your writing

Submit your writing and receive the tutor's comments from your Inbox (usually within 24 hours)

[Tell Me How.](#)

Select a Subject



JOLIET JUNIOR COLLEGE
— 1901 —



Option Three: “Submit Your Writing”

Tutors will not proofread your paper, but you can ask for specific help with things like transitions and coherence.

The turnaround time for a response can take up to 24 hours, so plan ahead.



submit your writing

Submit your writing and receive the tutor's comments from your Inbox (usually within 24 hours)

[Tell Me How.](#)

Select a Subject



JOLIET JUNIOR COLLEGE
1901



Option Four: “Submit a Question”

Use this option if a tutor is unavailable or if you just have a question and don't need a response right away.

Responses will be sent to your “Smarthinking” Inbox located on the Smarthinking Online Tutoring main page.



submit a question

Choose a subject below and submit your question. Get the e-structor's response from your Inbox, usually within 24 hours. [Tell Me How.](#)

Select a Subject



JOLIET JUNIOR COLLEGE
—1901—



Option Four: “Submit a Question”

The turnaround time for a response can take up to 24 hours, so plan ahead.



submit a question

Choose a subject below and submit your question. Get the e-structor's response from your Inbox, usually within 24 hours. [Tell Me How.](#)

Select a Subject



JOLIET JUNIOR COLLEGE
1901



Option Four: “Academic Resources”

This option provides you with numerous study materials to help you be successful throughout the semester.



academic **resources**

Check out our study guides, study skills manuals, test prep, and self-assessment tools to help you study smarter.



JOLIET JUNIOR COLLEGE
— 1901 —



Using the Program

In order to ensure this great service is available in the future make sure that you log out when you are not actively participating with a tutor.

After using the Online Tutoring Program:

- Take the survey to let us know what you liked and did not like.
- Tell your friends about the service.



JOLIET JUNIOR COLLEGE
1901



JOLIET
JUNIOR COLLEGE
— 1901 —