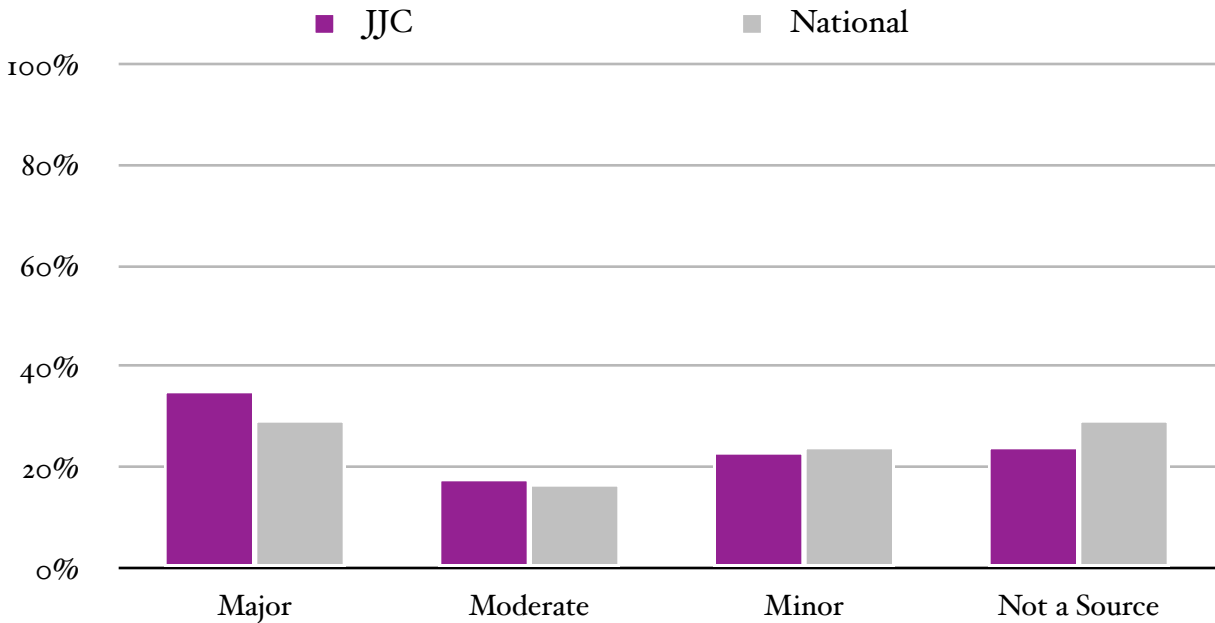


# Students' Own Income & Savings for College

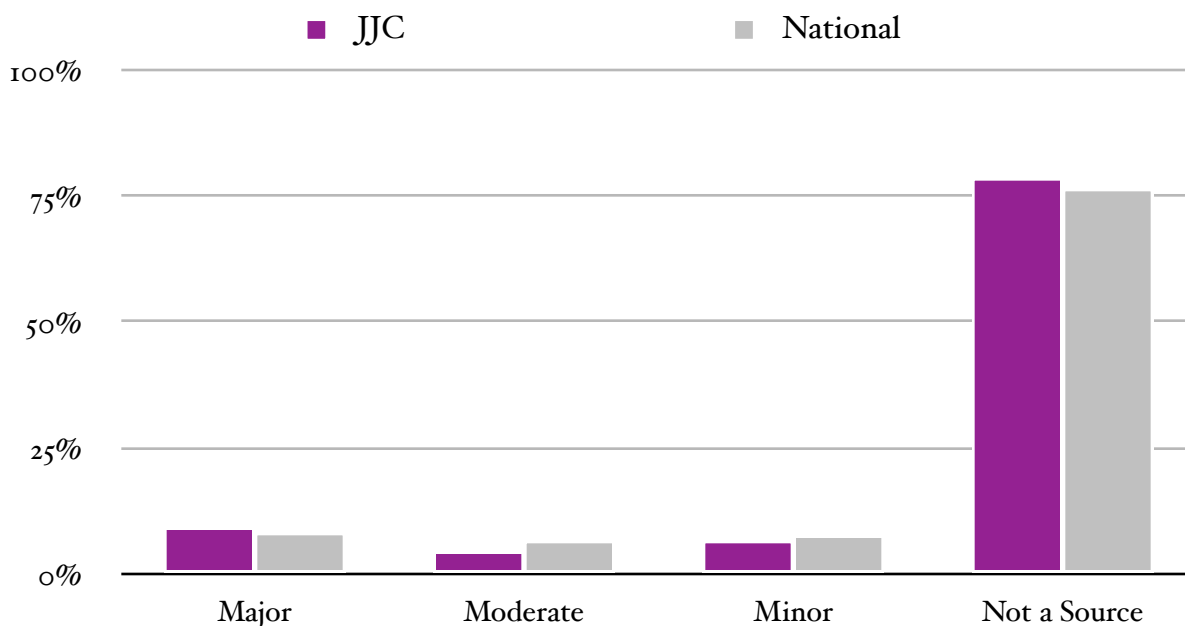
*Students' Own Income/Savings as a Major and Moderate Source of Funds to Pay for College, Fall 2005*



FALL	JJC				NATIONAL			
	Major	Moderate	Minor	Not a Source	Major	Moderate	Minor	Not a Source
1999	35.6%	15.7%	26.3%	22.3%	33.6%	17.2%	23.8%	25.2%
2000	32.6%	18.2%	25.6%	23.6%	32.8%	16.9%	22.8%	27.6%
2001	32.9%	17.1%	22.2%	27.8%	31.7%	16.6%	22.8%	28.9%
2002	37.4%	21.3%	23.6%	17.7%	32.3%	16.7%	22.6%	28.4%
2003	40.1%	15.1%	24.1%	20.8%	31.2%	16.6%	23.4%	28.8%
2004	31.5%	21.9%	23.9%	22.8%	30.9%	16.9%	23.5%	28.7%
2005	35.6%	17.9%	23.3%	23.1%	29.4%	16.8%	24.2%	29.6%

# Spouse's/Significant Other's Finances for College

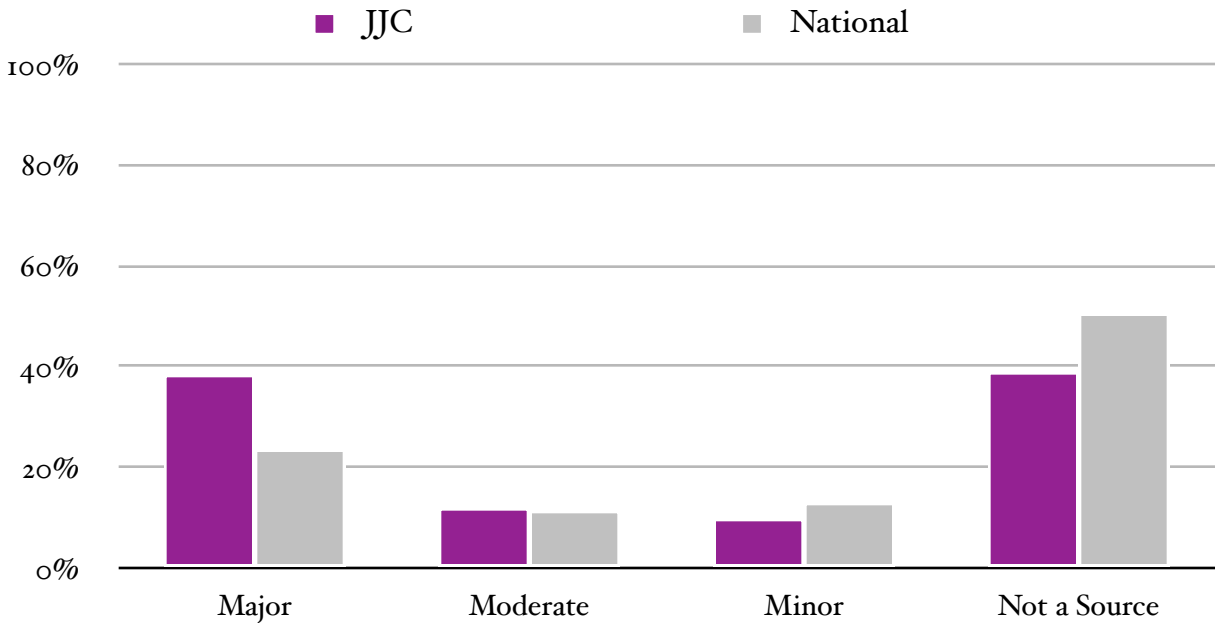
*Major and Moderate Sources of Funds to Pay for College: Spouse's or Significant Other's Income/Savings, Fall 2005*



FALL	JJC				NATIONAL			
	Major	Moderate	Minor	Not a Source	Major	Moderate	Minor	Not a Source
1999	7.2%	4.4%	3.3%	85.0%	8.4%	6.4%	7.6%	77.6%
2000	8.1%	6.8%	6.2%	78.9%	8.6%	6.4%	7.5%	77.4%
2001	8.1%	3.8%	4.4%	83.7%	8.4%	6.3%	7.6%	77.7%
2002	9.3%	3.9%	6.6%	80.3%	8.3%	6.5%	7.7%	77.5%
2003	10.2%	5.6%	7.1%	77.1%	8.1%	6.4%	7.8%	77.7%
2004	10.3%	5.7%	5.3%	78.7%	8.0%	6.5%	7.8%	77.6%
2005	9.6%	4.7%	7.1%	78.7%	8.4%	6.7%	8.1%	76.8%

# Parent(s)' Income & Savings for College

*Major and Moderate Sources of Funds to Pay for College: Parent(s) Income/Savings, Fall 2005*



FALL	JJC				NATIONAL			
	Major	Moderate	Minor	Not a Source	Major	Moderate	Minor	Not a Source
1999	40.5%	12.4%	10.5%	36.6%	26.1%	12.2%	13.7%	48.0%
2000	36.3%	11.4%	13.1%	39.2%	25.1%	12.2%	13.0%	49.7%
2001	41.7%	14.6%	13.5%	30.1%	23.6%	11.6%	12.9%	51.9%
2002	34.0%	15.5%	12.3%	38.1%	23.4%	11.6%	13.2%	51.8%
2003	35.5%	9.8%	8.3%	46.5%	23.3%	11.5%	13.2%	52.1%
2004	41.1%	13.8%	11.8%	33.3%	24.8%	12.0%	13.5%	49.7%
2005	38.5%	12.1%	10.0%	39.4%	24.0%	11.8%	13.3%	50.8%