

Research Briefing

Graduate/Completer Trends

September 2009



JOLIET JUNIOR COLLEGE
1901

Office of Institutional Research and Effectiveness
<http://www.jjc.edu/about/college-info/institutional-research>

This data is intended to update the Joliet Junior College (JJC) community on graduate/completer trends over the past 5 fiscal years (2005-2009). The graduation patterns are presented by gender, race/ethnicity, certificate/degree type, program, and special population subsets.

One thousand three hundred thirty-eight (1,338) graduate/completers were awarded 1,470 collegiate level certificates and degrees in fiscal year 2009. The number of individuals awarded a degree/certificate increased by 129 (+10.7%) and the number of degrees/certificates awarded increased by 151 (+11.4%) from the prior reporting year. In comparing the 2009 reporting year to 2005 JJC has witnessed an increase of more than forty percent in both the number of graduates and the number of degrees/certificates awarded at +40.4% and +40.7% respectively. Figure 2 shows females represented 64.2% of the graduating class for 2009. Over eighty percent (80.3%) of JJC graduates for fiscal year 2009 were White Non-Hispanic, 8.4% Hispanic, 8.4% African American, 2.7% Asian, and less than one percent of the graduates were of Native American or Non-resident Alien status; Minorities represented 19.7% of the fiscal year 2009 graduates at JJC (figure 3). Four hundred one TR010-Associate in Arts degrees were awarded followed by 152 NU500-Nursing degrees, 151 NU100-Practical Nursing certificates, 135 TR400-General Study degrees, and TR200-Associate in Science degrees rounded out the top five awards with 51. These five program areas accounted for 890 awards or 60.5% of the overall award total.

Figure 1. JJC Graduates/Completers 2005-2009

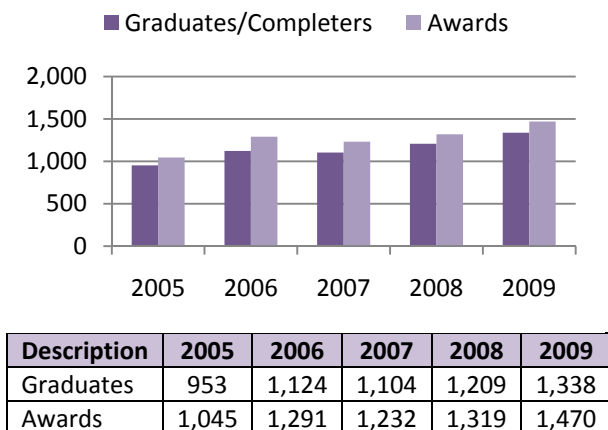


Figure 2. JJC Graduates/Completers by Gender 2009

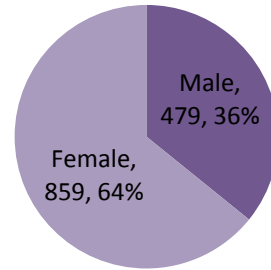


Figure 3. JJC Graduates/Completers by Race/Ethnicity 2009

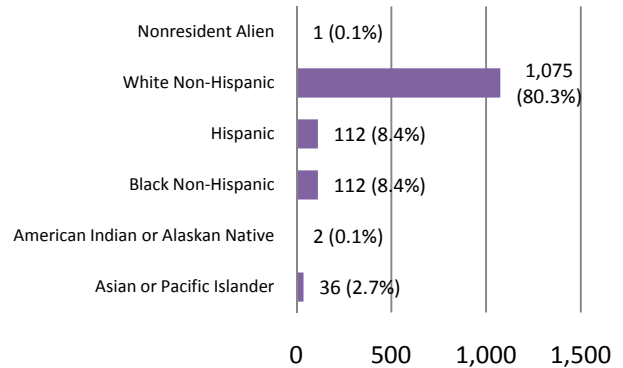


Figure 4. JJC Awards by Degree/Certificate Type

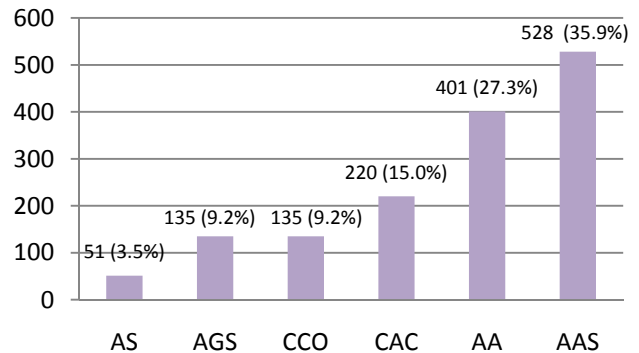


Table 1. Top 5 Degrees/Certificates Awarded 2009

Program Code	Description	Frequency
TR010	ASSOCIATE IN ARTS	401
NU500	NURSING	152
NU100	PRACTICAL NURSING	151
TR400	GENERAL STUDIES	135
TR200	ASSOCIATE IN SCIENCE	51

Top 5 Total: 890 (60.5%)