



General Education Skills In Credit Courses

- * **Agricultural and Horticultural Sciences**
- * **Business Education**
- * **Culinary Arts**
- * **English and Foreign Language**
- * **Fine Arts**

**THE LITERATE OF THE YEAR
2000 WILL NOT BE THE
INDIVIDUAL WHO CAN READ
AND WRITE, BUT THE ONE
WHO CAN LEARN, UNLEARN,
AND RELEARN.**

**PARAPHASING
ALVIN TOFFLER**

1994

Table of Contents

Departmental Reports

Discipline Skill Summaries

Responses to Part of the General Education Survey

General Education Skill Profile of AA and AS Graduates

Note: the entries may not be complete because no responses were made or there were coding problems; additions, deletions, and changes can be made at any time. The information can be used to monitor curriculum improvements and to identify the general education skill status of any course, discipline, program and/or department.

**A Report Prepared for
the General Education Subcommittee
of the Assessment Committee**

Subcommittee Members:

**Lee Neary, Chair
Bill Johnson
Charlene Wagner
Ed Sutter**

**Marilyn Heniff
Marion Sorenson
Bill Yarrow
Florence Chambers**

**The Office of Institutional Research and Planning
February 1995**

General Education Skills

Spring 1994 Courses

Agricultural and Horticultural Sciences

Rating Scale:

- 4 = Taught and assessed**
- 3 = Applied and assessed**
- 2 = Taught, not assessed**
- 1 = Applied, not assessed**
- 0 = Not taught, applied, or assessed**

Rating of 0.5 or above indicates the probable presence of the skill in the course.

Rating of 3.0 or above indicates the highly probable presence of the skill in the course.

Please return to department secretary
by October 14, 1994

GENERAL EDUCATION SURVEY

Dear Faculty Member,

The purpose of this survey is to provide the college with base line data regarding the teaching, application and assessment of general education skills. As instructors who frequently encounter students with poorly developed general education skills, the importance of these skills to the students' future success in advanced classes or employment positions hardly needs to be emphasized.

Most of the following general education skills have been identified as student goals in our college mission statement and general education description in the college catalog.

1. reading with comprehension and recall
2. listening with comprehension and recall
3. writing about ideas
4. writing about feelings
5. oral expression of ideas
6. oral expression of feelings
7. mathematics computation
8. understanding mathematical concepts
9. applying mathematical concepts
10. knowledge of natural environment
11. knowledge of cultural environment
12. understanding relationships between the natural world and society
13. technical skills (appropriate to your area)
14. library skills
15. computer skills
16. critical thinking and problem solving skills
17. personal responsibility
18. citizenship

We would like you to answer a series of questions regarding each general education skill for the courses or course that you taught in the Spring of 1994. Please fill out a separate form for each course. Please note that clearly no instructor or course is expected to teach or require students to use all of the above skills.

The information obtained from this survey will be used as a base line for student general education achievement and to provide direction for continuous improvement within departments, programs and the college as a whole. The results will be returned to departments for departmental use.

North Central has required the college to develop an assessment plan for General Education. The General Education survey is part of the plan. Thank you in advance for your cooperation in filling out this survey. A lack of response to this survey will be interpreted by the committee to indicate that none of the G.E. skills listed bear any relevance to your course.

Please return the completed surveys to your departmental secretary by October 14, 1994 in the envelope provided. Your name will be checked off the master list to indicate that you have responded to the survey. At this time the envelope with your name on it will be discarded to help insure that surveys are anonymous.

Sincerely yours,

THE GENERAL EDUCATION SUBCOMMITTEE:
Lee Neary, Chr., Marilyn Heniff, Bill Johnson,
Marion Sorenson, Charlene Wagner, Bill Yarrow,
Ed Sutter, Florence Chambers

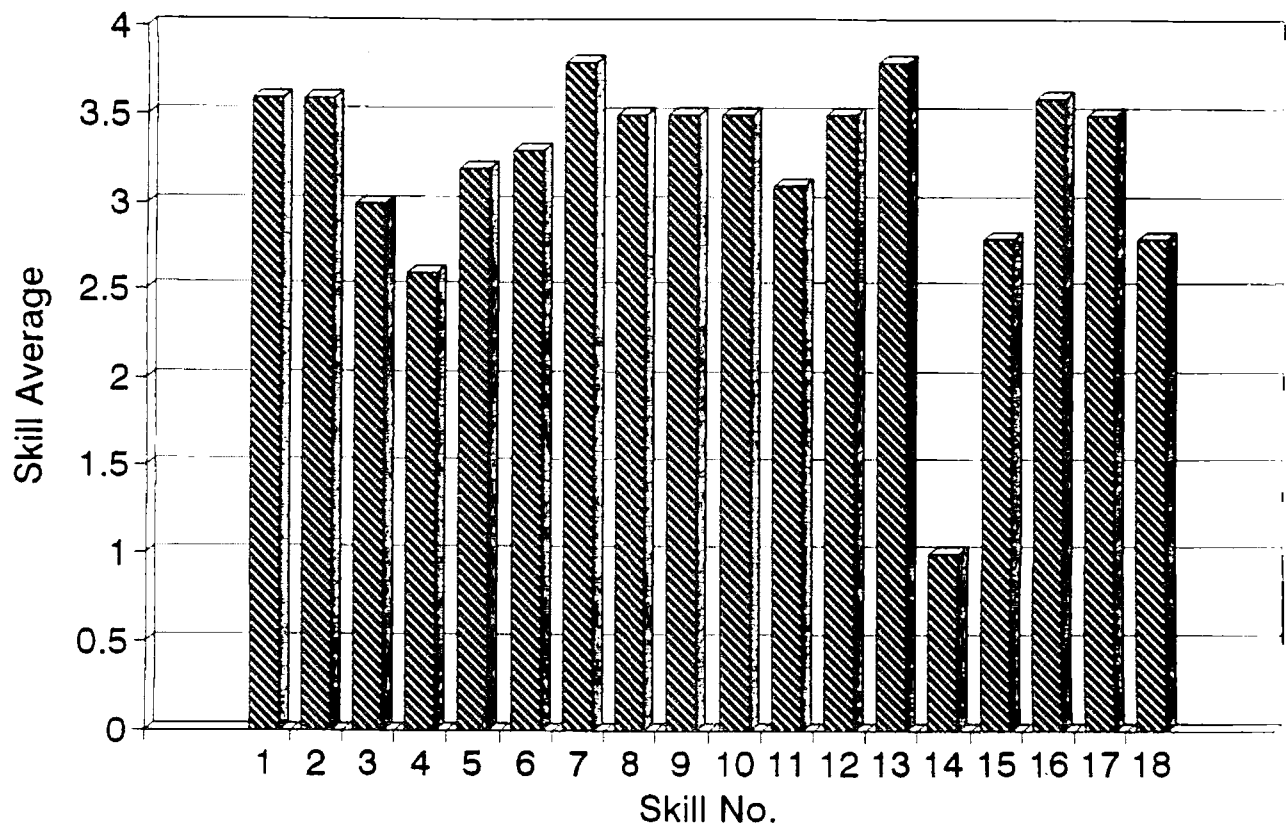
Summary of General Education Skills with Ratings for JJC Courses

Course	Skills and Ratings																
	Read List	Wr-I	Wr-F	Or-I	Or-F	Math	Macn	MaAp	Nat	Cult	N&S	Tech	Libr	Comp	Crit	Resp	Citz
AGRI 100	4.0	4.0	3.0	3.0	4.0	4.0	4.0	3.0	4.0	4.0	4.0	4.0	0.0	0.0	4.0	4.0	2.0
AGRI 102	4.0	4.0	1.0	1.0	4.0	4.0	4.0	4.0	4.0	4.0	4.0	4.0	0.0	4.0	4.0	4.0	4.0
AGRI 103	4.0	4.0	3.0	3.0	3.0	3.0	4.0	1.0	1.0	3.0	1.0	3.0	0.0	0.0	3.0	3.0	3.0
AGRI 104	4.0	4.0	4.0	4.0	4.0	4.0	4.0	4.0	4.0	4.0	4.0	4.0	0.0	4.0	4.0	4.0	4.0
AGRI 107	4.0	4.0	4.0	4.0	4.0	4.0	4.0	4.0	4.0	4.0	4.0	4.0	0.0	4.0	4.0	4.0	0.0
AGRI 108	4.0	4.0	4.0	4.0	4.0	4.0	4.0	4.0	4.0	4.0	4.0	4.0	0.0	4.0	4.0	4.0	4.0
AGRI 109	4.0	4.0	4.0	4.0	4.0	4.0	4.0	4.0	4.0	4.0	4.0	4.0	0.0	4.0	4.0	4.0	4.0
AGRI 126	3.0	3.0	3.0	1.0	1.0	2.0	4.0	3.0	3.0	4.0	4.0	4.0	3.0	1.0	3.0	1.0	1.0
AGRI 127	3.0	3.0	3.0	0.0	1.0	1.0	4.0	4.0	4.0	4.0	4.0	4.0	3.0	1.0	3.0	3.0	1.0
AGRI 129	3.0	3.0	0.0	0.0	3.0	3.0	4.0	4.0	4.0	0.0	0.0	4.0	0.0	4.0	4.0	4.0	4.0
AGRI 234	4.0	4.0	4.0	4.0	4.0	4.0	4.0	4.0	4.0	4.0	4.0	4.0	4.0	4.0	4.0	4.0	4.0
AGRI 244	3.0	3.0	3.0	3.0	3.0	3.0	3.0	3.0	3.0	3.0	3.0	3.0	0.0	3.0	3.0	3.0	3.0
AGRI 261	3.0	3.0	3.0	3.0	3.0	3.0	3.0	3.0	3.0	3.0	3.0	3.0	3.0	3.0	3.0	3.0	3.0

AGRI Average:	Read List	Wr-I	Wr-F	Or-I	Or-F	Math	Macn	MaAp	Nat	Cult	N&S	Tech	Libr	Comp	Crit	Resp	Citz
	3.6	3.6	3.0	2.6	3.2	3.3	3.8	3.5	3.5	3.5	3.5	3.8	1.0	2.8	3.6	3.5	2.8

General Education Skills

Agric/Hort Dept - Agriculture



Summary of General Education Skills with Ratings for JJC Courses

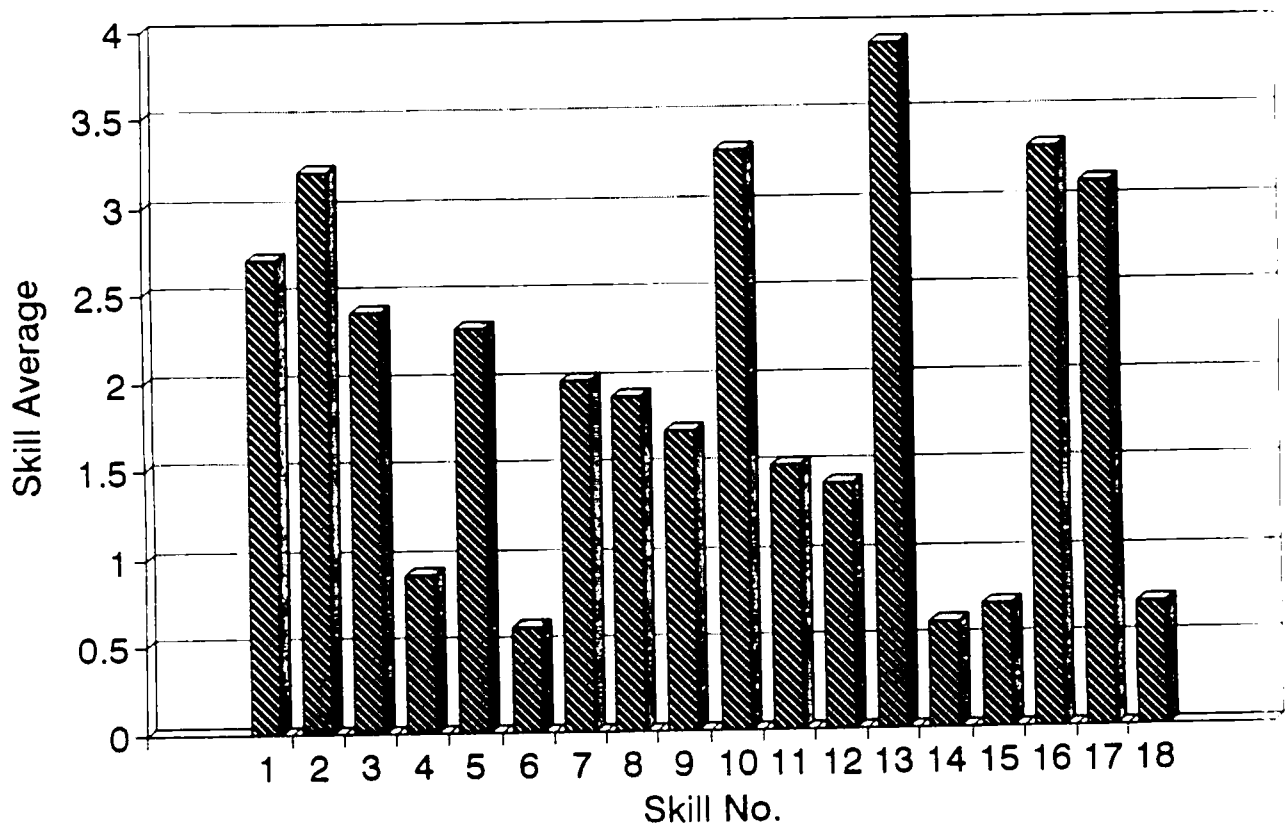
Course Skills and Ratings
 Read List Wr-I Wr-F Or-I Or-F Math MaCn MaAp Nat Cult N&S Tech Libr Comp Crit Resp Citz
 Discipline: HORT

Course	Skills and Ratings																		
	Read	List	Wr-I	Wr-F	Or-I	Or-F	Math	MaCn	MaAp	Nat	Cult	N&S	Tech	Libr	Comp	Crit	Resp	Citz	
HORT 150	1.0	4.0	0.0	0.0	1.0	0.0	0.0	0.0	0.0	4.0	0.0	4.0	4.0	3.0	0.0	4.0	4.0	2.0	
HORT 161	4.0	4.0	4.0	3.0	4.0	4.0	4.0	4.0	4.0	4.0	3.0	4.0	4.0	0.0	0.0	4.0	4.0	0.0	
HORT 165	1.0	3.0	0.0	0.0	0.0	0.0	0.0	0.0	0.0	2.0	2.0	0.0	4.0	0.0	0.0	1.0	1.0	0.0	
HORT 165	4.0	4.0	3.0	0.0	3.0	0.0	1.0	1.0	1.0	4.0	0.0	1.0	4.0	1.0	1.0	4.0	4.0	1.0	
HORT 223	3.0	3.0	3.0	1.0	3.0	0.0	0.0	0.0	0.0	3.0	0.0	0.0	4.0	1.0	1.0	3.0	1.0	1.0	
HORT 250	3.0	3.0	4.0	1.0	4.0	0.0	3.0	4.0	2.0	3.0	3.0	0.0	4.0	0.0	0.0	4.0	4.0	0.0	
HORT 255	1.0	1.0	3.0	3.0	1.0	1.0	3.0	3.0	3.0	3.0	0.0	0.0	3.0	1.0	1.0	3.0	3.0	3.0	
HORT 261	3.0	3.0	3.0	0.0	3.0	0.0	3.0	3.0	3.0	3.0	2.0	2.0	4.0	1.0	1.0	3.0	3.0	1.0	
HORT 280	3.0	3.0	1.0	1.0	1.0	1.0	2.0	1.0	1.0	3.0	2.0	0.0	4.0	0.0	0.0	3.0	3.0	0.0	
HORT 281	4.0	4.0	4.0	0.0	4.0	0.0	4.0	4.0	4.0	4.0	3.0	4.0	4.0	0.0	4.0	4.0	4.0	0.0	
HORT 285	3.0	3.0	1.0	1.0	1.0	1.0	2.0	1.0	1.0	3.0	2.0	0.0	4.0	0.0	0.0	3.0	3.0	0.0	

HORT Average: Read List Wr-I Wr-F Or-I Or-F Math MaCn MaAp Nat Cult N&S Tech Libr Comp Crit Resp Citz
 2.7 3.2 2.4 0.9 2.3 0.6 2.0 1.9 1.7 3.3 1.5 1.4 3.9 0.6 0.7 3.3 3.1 0.7

General Education Skills

Agric/Hort Dept - Horticulture



The number of replies related to each of the 18 skill areas is tallied on the following page(s).

Course Title and Number

Number of Sections Taught Spring 1994 . .

19. Please list by number the G.E. skills that a student could be extremely deficient in and yet pass your course with a C or better. (Direct or indirect assessment of this G.E. skill accounts for less than 30% of your grade.)

20. Please list by number the G.E. skills that are found in the objectives of your syllabus.

21. Please list by number the G.E. skills that many of your students are particularly deficient in when entering your class. List only the G.E. skills that are needed by students to be successful in your class.

22. Which if any of G.E. skills would you be interested in fostering in your course?

Comments:

GENERAL EDUCATION SURVEY - PART II
RESPONSES TO QUESTIONS - 1 THRU 18

	1	2	3	4	5	6	7	8	9	10	11	12	13	14	15	16	17
AG AGRI 250																	
19.																	
20.																	
21.																	
22.																	
AG AGRI 261																	
19.											1			1			
20.																	
21.							1			1		1	1			1	1
22.												1	1			1	
AG AGRI 262																	
19.																	
20.																	
21.																	
22.																	
AG HORT 100																	
19.																	
20.																	
21.																	
22.																	
AG HORT 120																	
19.																	
20.																	
21.																	
22.																	
AG HORT 151																	
19.																	
20.																	
21.																	
22.																	
AG HORT 160																	
19.					1	1	1	1	1	1		1	1	1		1	1
20.													1				
21.	1																1
22.	1	1			1					1			1				
AG HORT 161																	
19.	1	1	1									1	1	1	1	1	1
20.			1					1	1	1		1	1				
21.																	1
22.	1	1			1			1	1	1			1				1

General Education Skills

Spring 1994 Courses

Business Education

Rating Scale:

- 4 = Taught and assessed**
- 3 = Applied and assessed**
- 2 = Taught, not assessed**
- 1 = Applied, not assessed**
- 0 = Not taught, applied, or assessed**

Rating of 0.5 or above indicates the probable presence of the skill in the course.

Rating of 3.0 or above indicates the highly probable presence of the skill in the course.

Please return to department secretary
by October 14, 1994

GENERAL EDUCATION SURVEY

Dear Faculty Member,

The purpose of this survey is to provide the college with base line data regarding the teaching, application and assessment of general education skills. As instructors who frequently encounter students with poorly developed general education skills, the importance of these skills to the students' future success in advanced classes or employment positions hardly needs to be emphasized.

Most of the following general education skills have been identified as student goals in our college mission statement and general education description in the college catalog.

1. reading with comprehension and recall
2. listening with comprehension and recall
3. writing about ideas
4. writing about feelings
5. oral expression of ideas
6. oral expression of feelings
7. mathematics computation
8. understanding mathematical concepts
9. applying mathematical concepts
10. knowledge of natural environment
11. knowledge of cultural environment
12. understanding relationships between the natural world and society
13. technical skills (appropriate to your area)
14. library skills
15. computer skills
16. critical thinking and problem solving skills
17. personal responsibility
18. citizenship

We would like you to answer a series of questions regarding each general education skill for the courses or course that you taught in the Spring of 1994. Please fill out a separate form for each course. Please note that clearly no instructor or course is expected to teach or require students to use all of the above skills.

The information obtained from this survey will be used as a base line for student general education achievement and to provide direction for continuous improvement within departments, programs and the college as a whole. The results will be returned to departments for departmental use.

North Central has required the college to develop an assessment plan for General Education. The General Education survey is part of the plan. Thank you in advance for your cooperation in filling out this survey. A lack of response to this survey will be interpreted by the committee to indicate that none of the G.E. skills listed bear any relevance to your course.

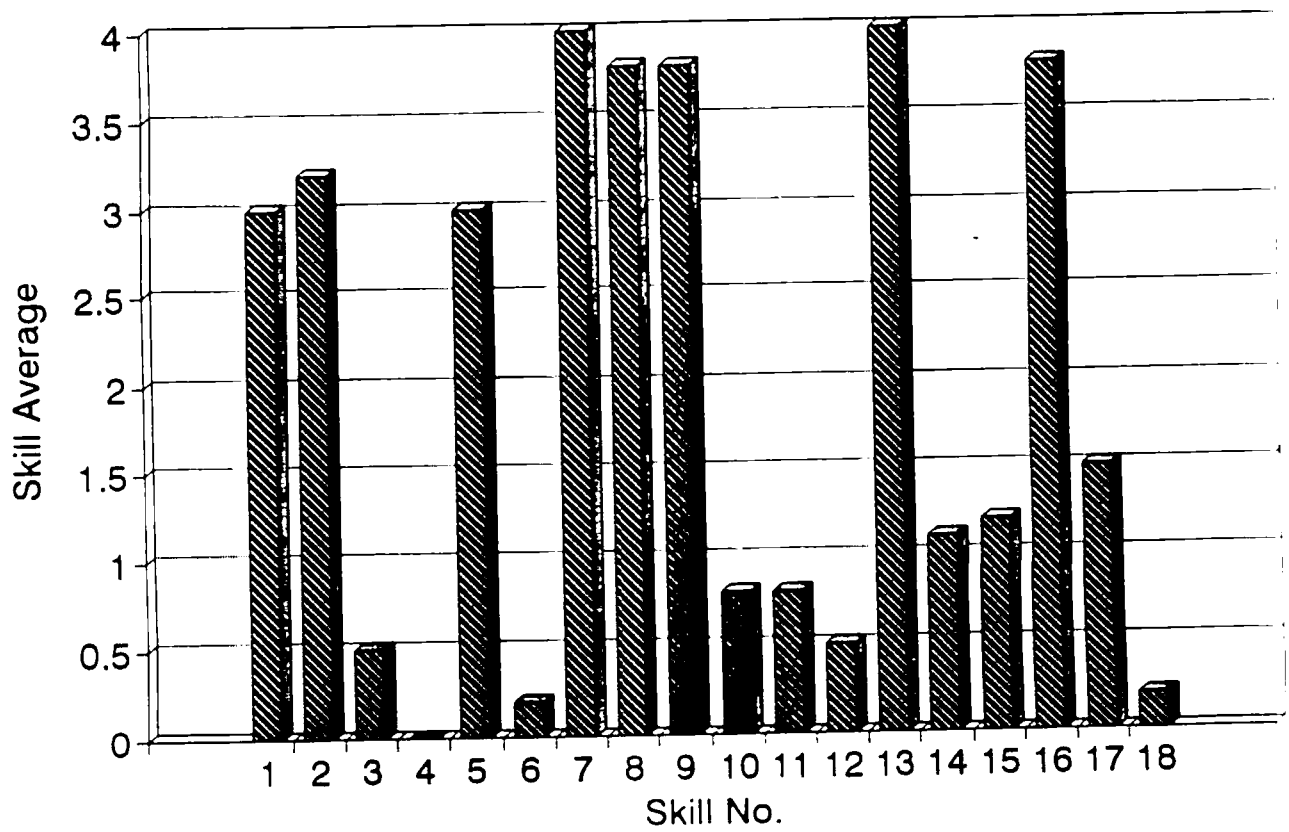
Please return the completed surveys to your departmental secretary by October 14, 1994 in the envelope provided. Your name will be checked off the master list to indicate that you have responded to the survey. At this time the envelope with your name on it will be discarded to help insure that surveys are anonymous.

Sincerely yours,

THE GENERAL EDUCATION SUBCOMMITTEE:
Lee Neary, Chr., Marilyn Heniff, Bill Johnson,
Marion Sorenson, Charlene Wagner, Bill Yarrow,
Ed Sutter, Florence Chambers

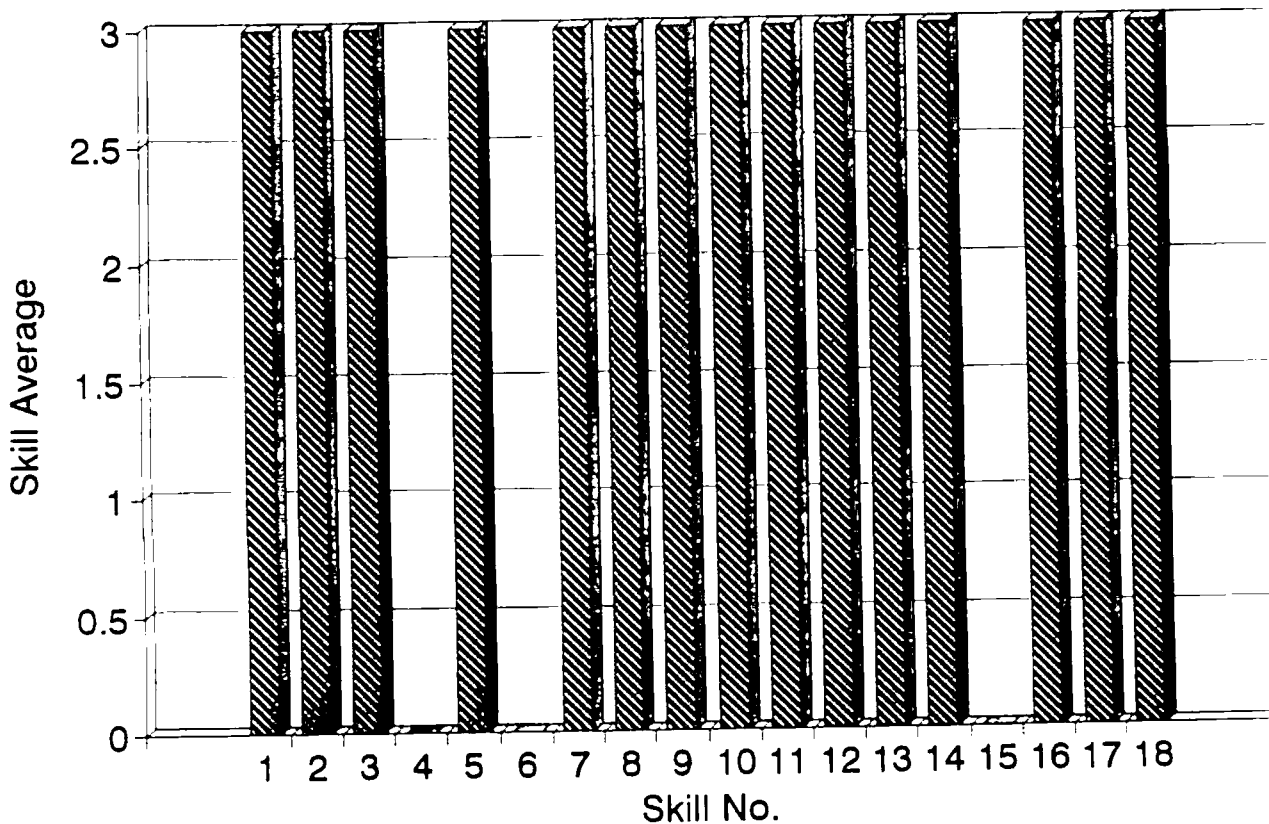
General Education Skills

Business Ed Dept - Accounting



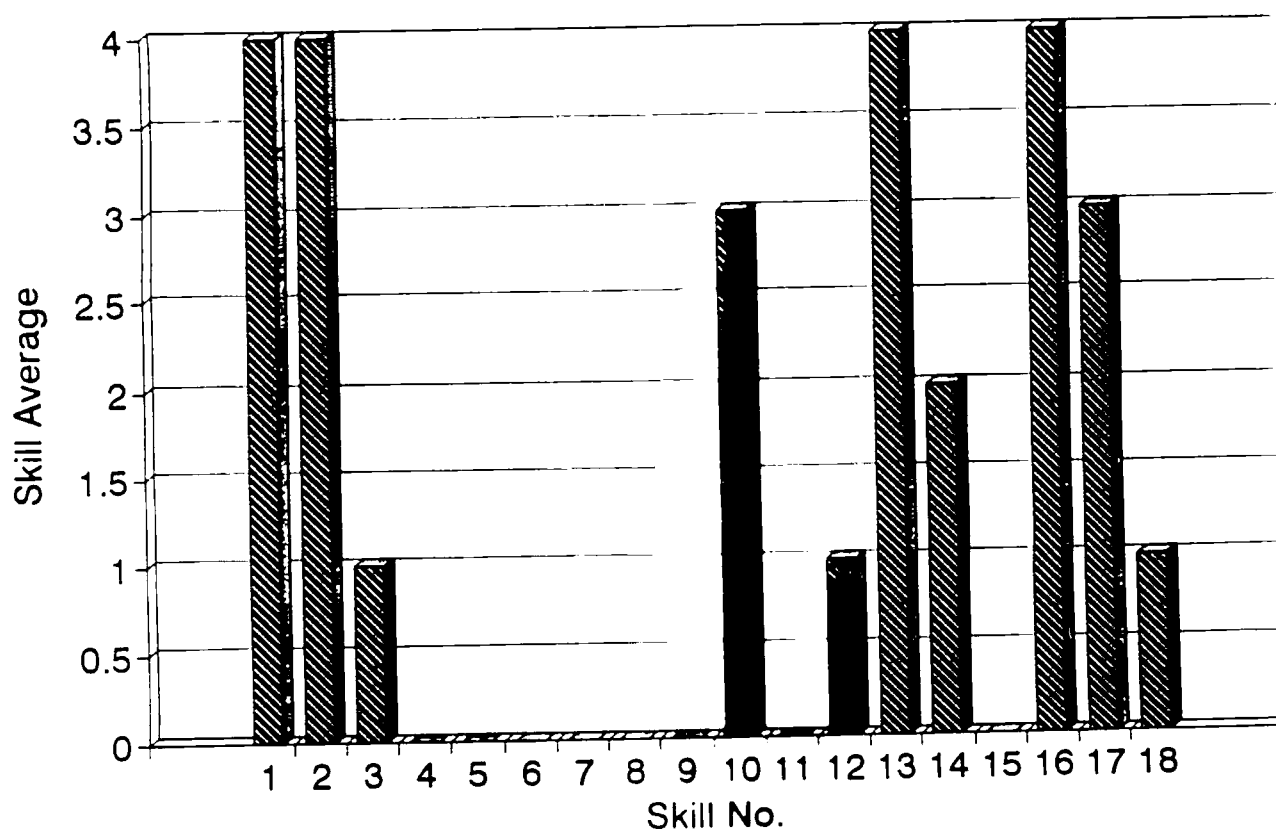
General Education Skills

Business Ed Dept - Advertising



General Education Skills

Business Ed Dept - Business Law



Summary of General Education Skills with Ratings for JJC Courses

Course Skills and Ratings
 Discipline: BUS
 Read List Wr-I Wr-F Or-I Or-F Math Macn MaAp Nat Cult N&S Tech Libr Comp Crit Resp Citz

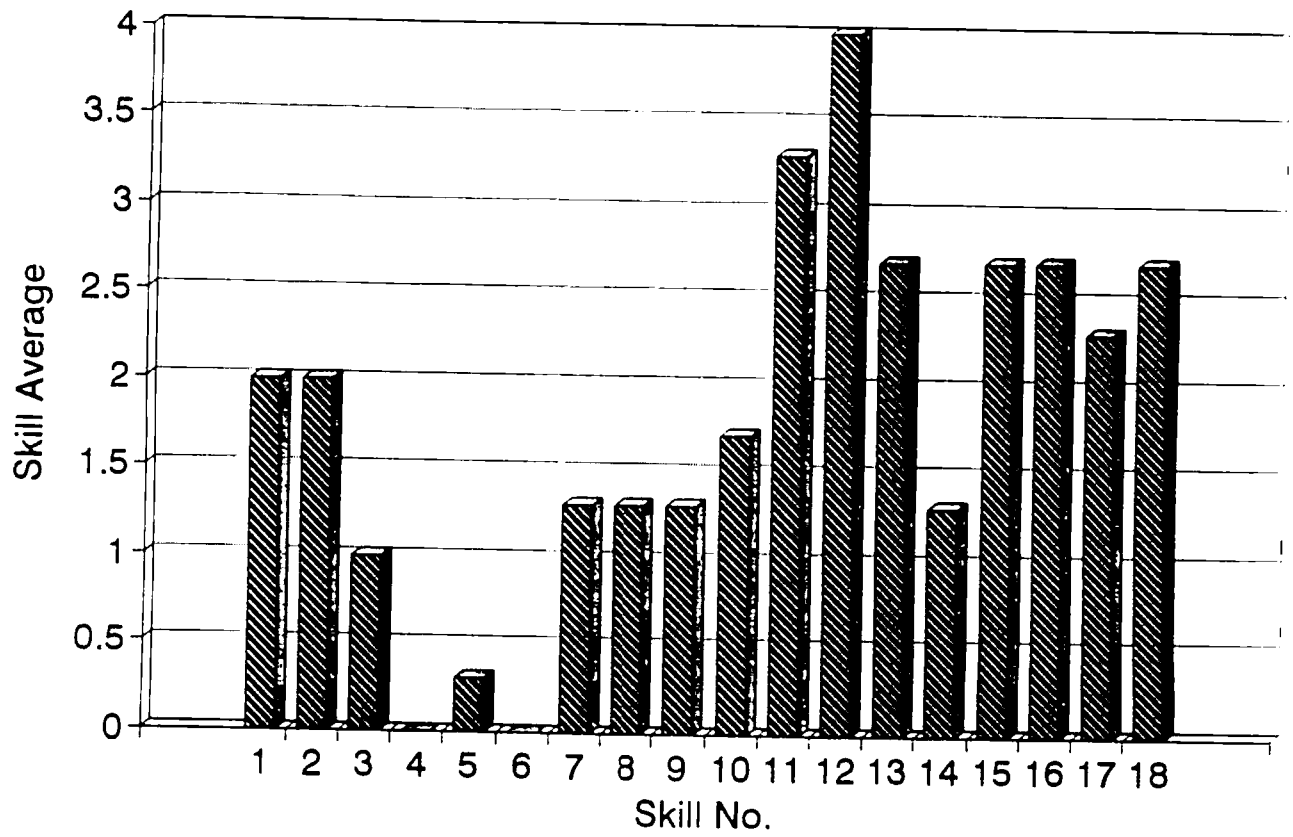
Course	Read List	Wr-I	Wr-F	Or-I	Or-F	Math	Macn	MaAp	Nat	Cult	N&S	Tech	Libr	Comp	Crit	Resp	Citz
BUS 101	3.0	3.0	0.0	1.0	0.0	0.0	0.0	0.0	1.0	4.0	4.0	4.0	0.0	4.0	0.0	3.0	4.0
BUS 205	3.0	3.0	0.0	0.0	0.0	4.0	4.0	4.0	4.0	2.0	4.0	4.0	0.0	4.0	4.0	0.0	0.0
BUS 210	0.0	0.0	3.0	0.0	0.0	0.0	0.0	0.0	0.0	4.0	4.0	0.0	4.0	0.0	4.0	4.0	4.0

BUS Average:

Read List	Wr-I	Wr-F	Or-I	Or-F	Math	Macn	MaAp	Nat	Cult	N&S	Tech	Libr	Comp	Crit	Resp	Citz
2.0	2.0	1.0	0.0	0.3	0.0	1.3	1.3	1.3	1.7	3.3	4.0	2.7	1.3	2.7	2.7	2.7

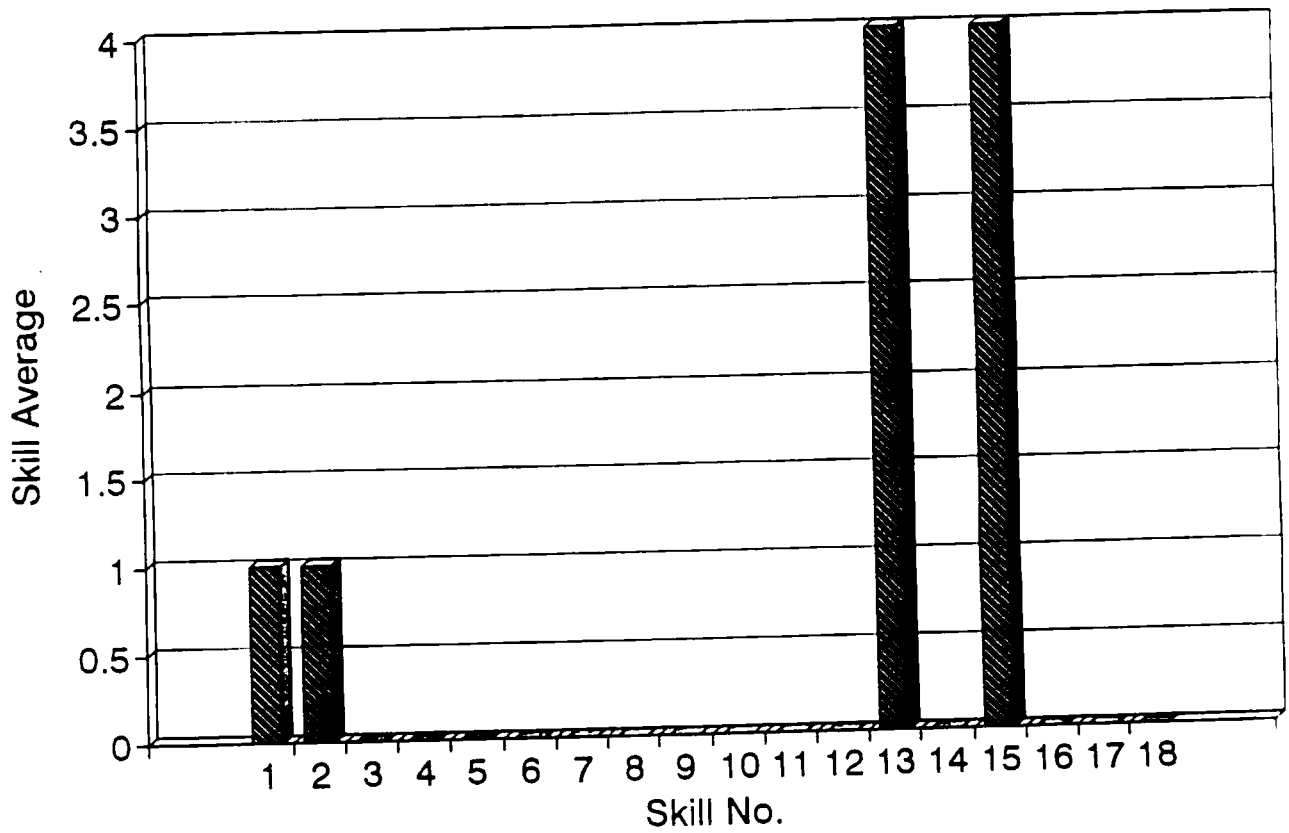
General Education Skills

Business Ed Dept - Business



General Education Skills

Business Ed Dept - Comp Data Entry



Summary of General Education Skills with Ratings for JJC Courses

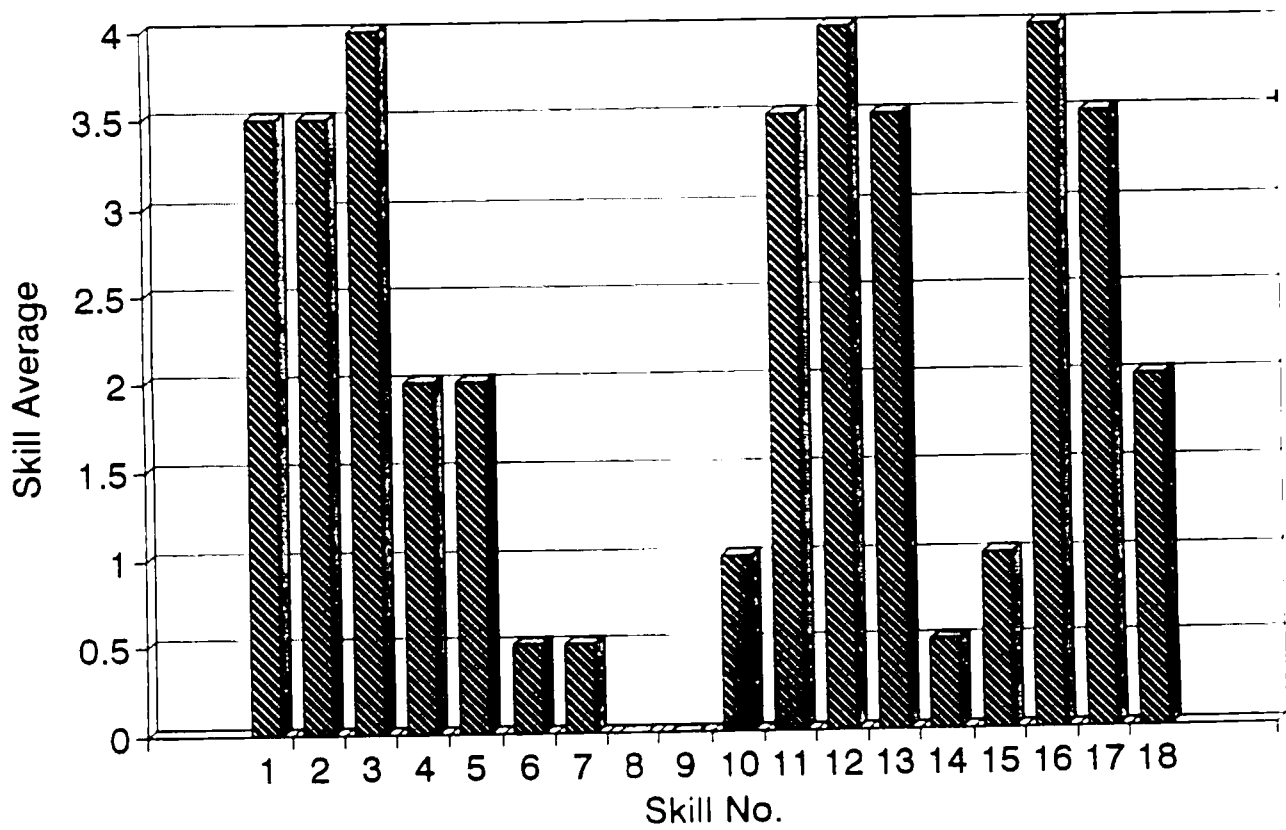
Course Skills and Ratings
 Read List Wr-I Wr-F Or-I Or-F Math MaCn MaAp Nat Cult N&S Tech Libr Comp Crit Resp Citz
 Discipline: COMM

Course	Read	List	Wr-I	Wr-F	Or-I	Or-F	Math	MaCn	MaAp	Nat	Cult	N&S	Tech	Libr	Comp	Crit	Resp	Citz
COMM 111	3.5	3.5	4.0	2.0	2.0	0.5	0.5	0.0	0.0	1.0	3.5	4.0	3.5	0.5	1.0	4.0	3.5	2.0
COMM 140	2.0	3.0	3.3	1.3	3.0	3.0	0.0	0.0	0.0	0.0	2.7	0.0	2.0	0.0	0.0	2.0	0.3	0.0

COMM	Read	List	Wr-I	Wr-F	Or-I	Or-F	Math	MaCn	MaAp	Nat	Cult	N&S	Tech	Libr	Comp	Crit	Resp	Citz
Average:	2.8	3.3	3.7	1.7	2.5	1.8	0.3	0.0	0.0	0.5	3.1	2.0	2.8	0.3	0.5	3.0	1.9	1.0

General Education Skills

Business Ed Dept - Communications

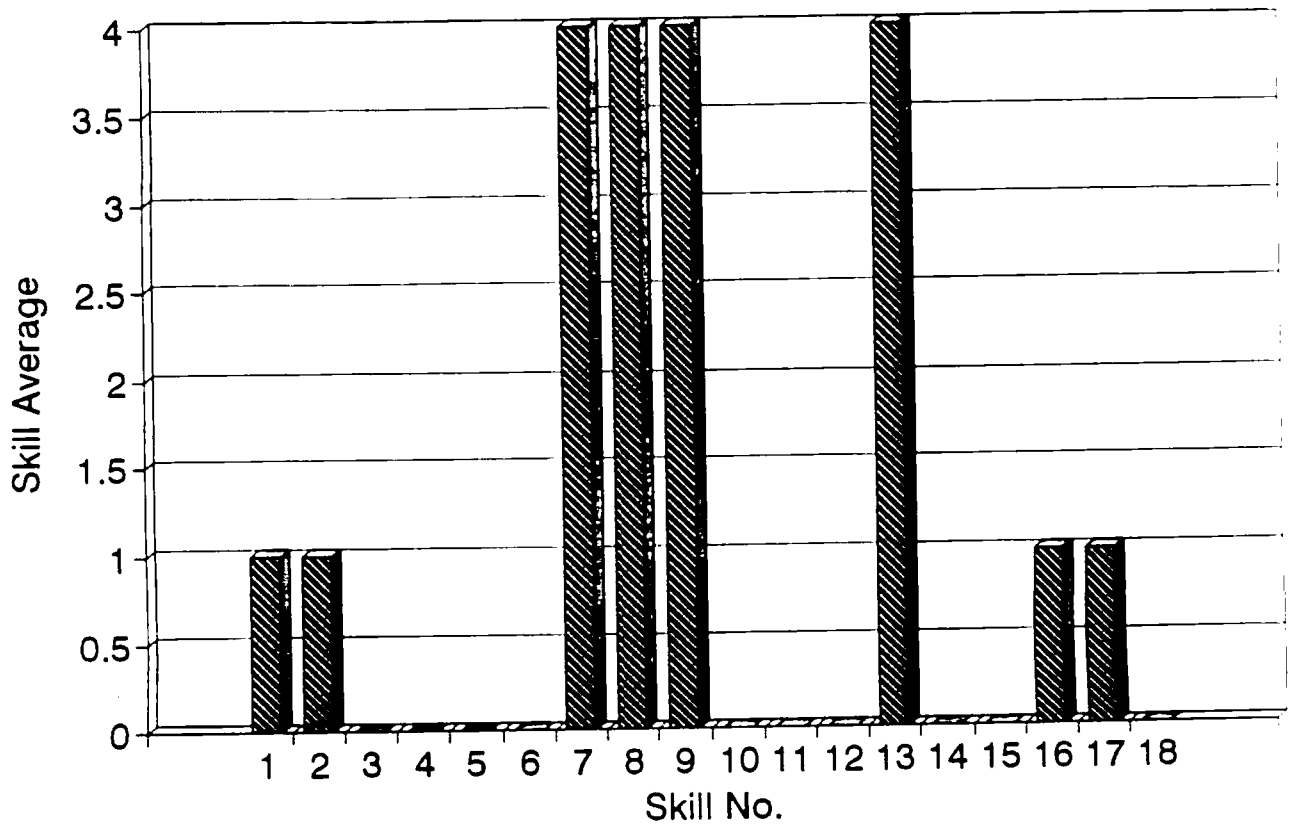


Summary of General Education Skills with Ratings for JJC Courses

Course	Skills and Ratings																
	Read List	Wr-I	Wr-F	Or-I	Or-F	Math	MaCn	MaAp	Nat	Cult	N&S	Tech	Libr	Comp	Crit	Resp	Citz
DHHC 101	1.0	1.0	0.0	0.0	0.0	0.0	4.0	4.0	4.0	0.0	0.0	4.0	0.0	0.0	1.0	1.0	0.0

General Education Skills

Business Ed Dept - Desktop/HH Calculator



Summary of General Education Skills with Ratings for JJC Courses

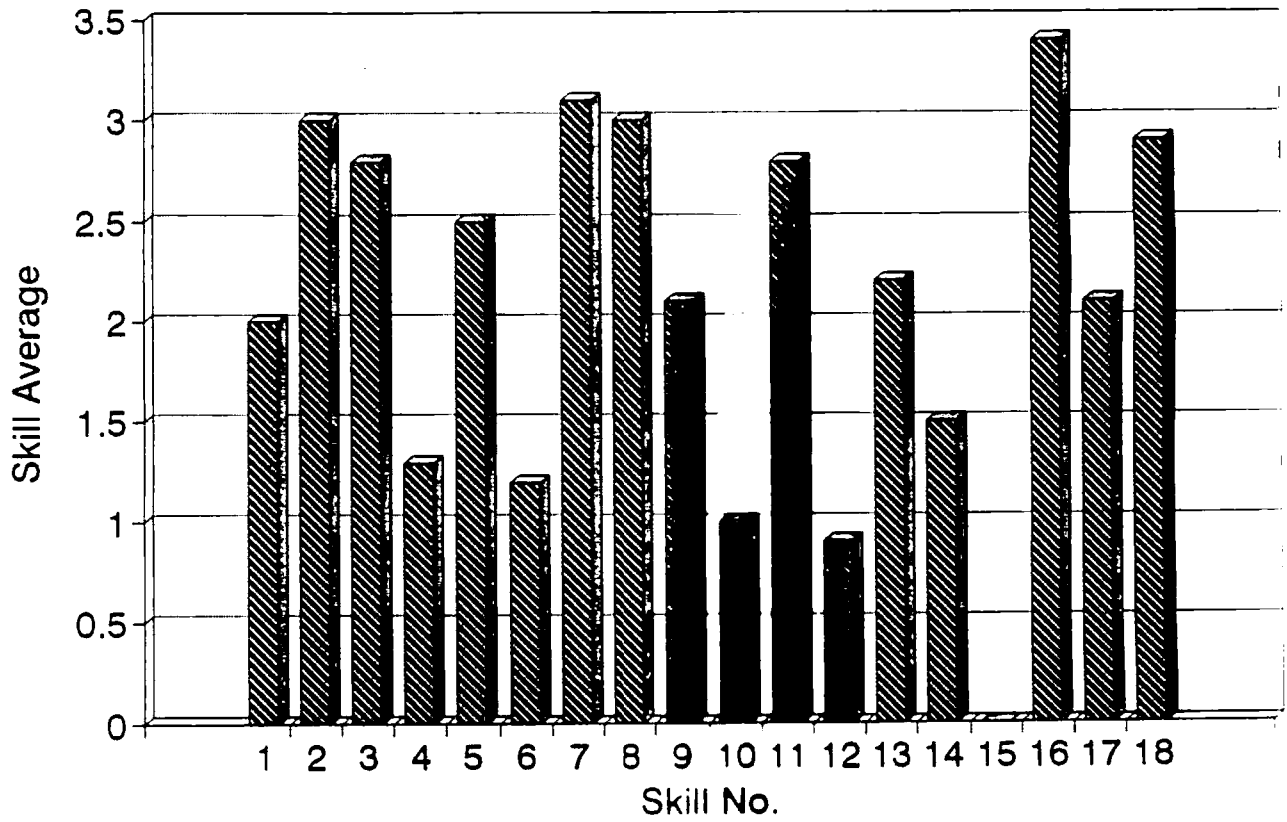
Course	Skills and Ratings																		
	Read	List	Wr-I	Wr-F	Or-I	Or-F	Math	MaCn	MaAp	Nat	Cult	N&S	Tech	Libr	Comp	Crit	Resp	Citz	
Discipline:	ECON																		

Course	Skills and Ratings																		
	Read	List	Wr-I	Wr-F	Or-I	Or-F	Math	MaCn	MaAp	Nat	Cult	N&S	Tech	Libr	Comp	Crit	Resp	Citz	
ECON 103	1.7	2.7	2.7	2.7	2.3	2.3	2.7	3.7	0.7	2.3	2.7	0.7	0.7	0.3	0.0	3.0	1.3	2.7	
ECON 104	1.3	3.3	2.7	1.3	2.3	1.3	3.7	2.3	2.7	0.7	2.7	2.0	2.0	0.3	0.0	3.3	1.0	2.0	
ECON 107	3.0	3.0	3.0	0.0	3.0	0.0	3.0	3.0	3.0	0.0	3.0	0.0	4.0	4.0	0.0	4.0	4.0	4.0	

ECON	Read	List	Wr-I	Wr-F	Or-I	Or-F	Math	MaCn	MaAp	Nat	Cult	N&S	Tech	Libr	Comp	Crit	Resp	Citz
Average:	2.0	3.0	2.8	1.3	2.5	1.2	3.1	3.0	2.1	1.0	2.8	0.9	2.2	1.5	0.0	3.4	2.1	2.9

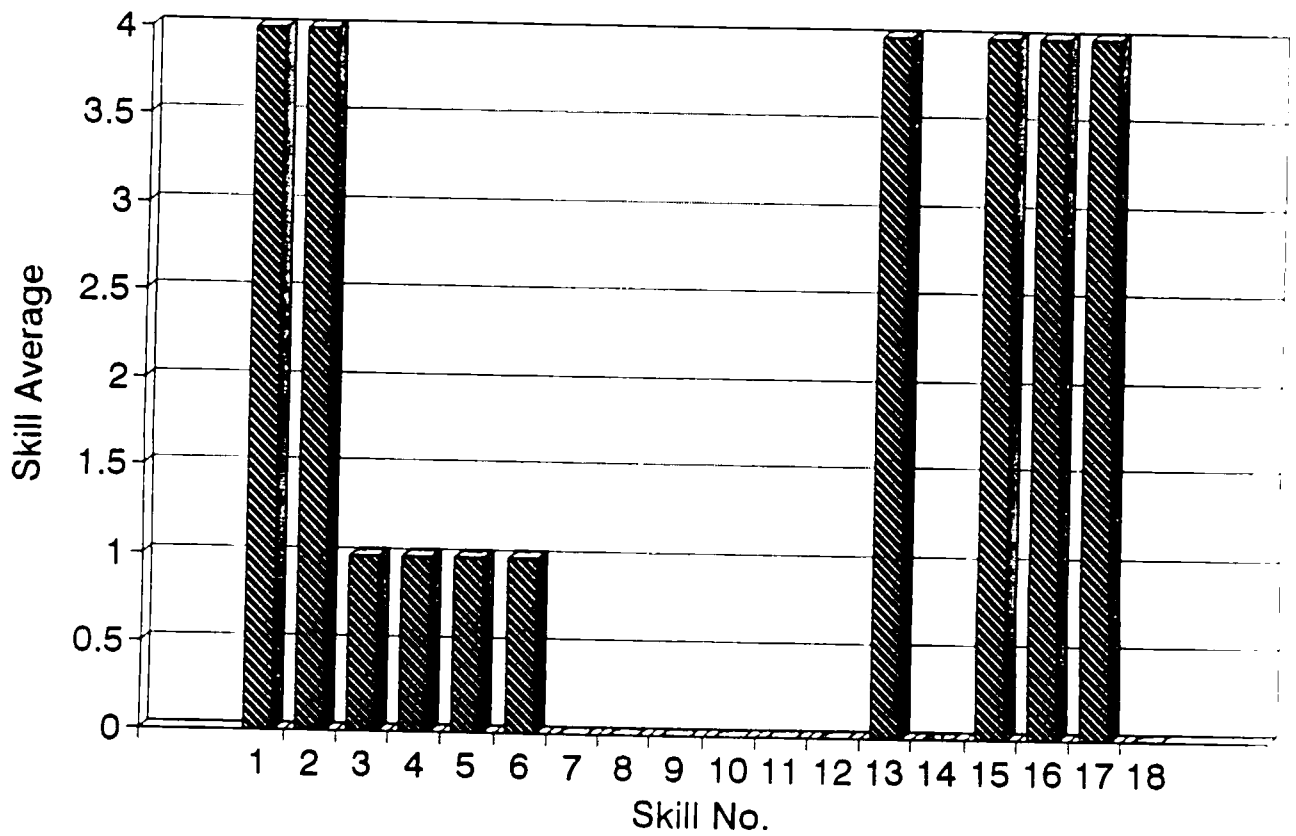
General Education Skills

Business Ed Dept - Economics



General Education Skills

Business Ed Dept - Machine Transcriptn



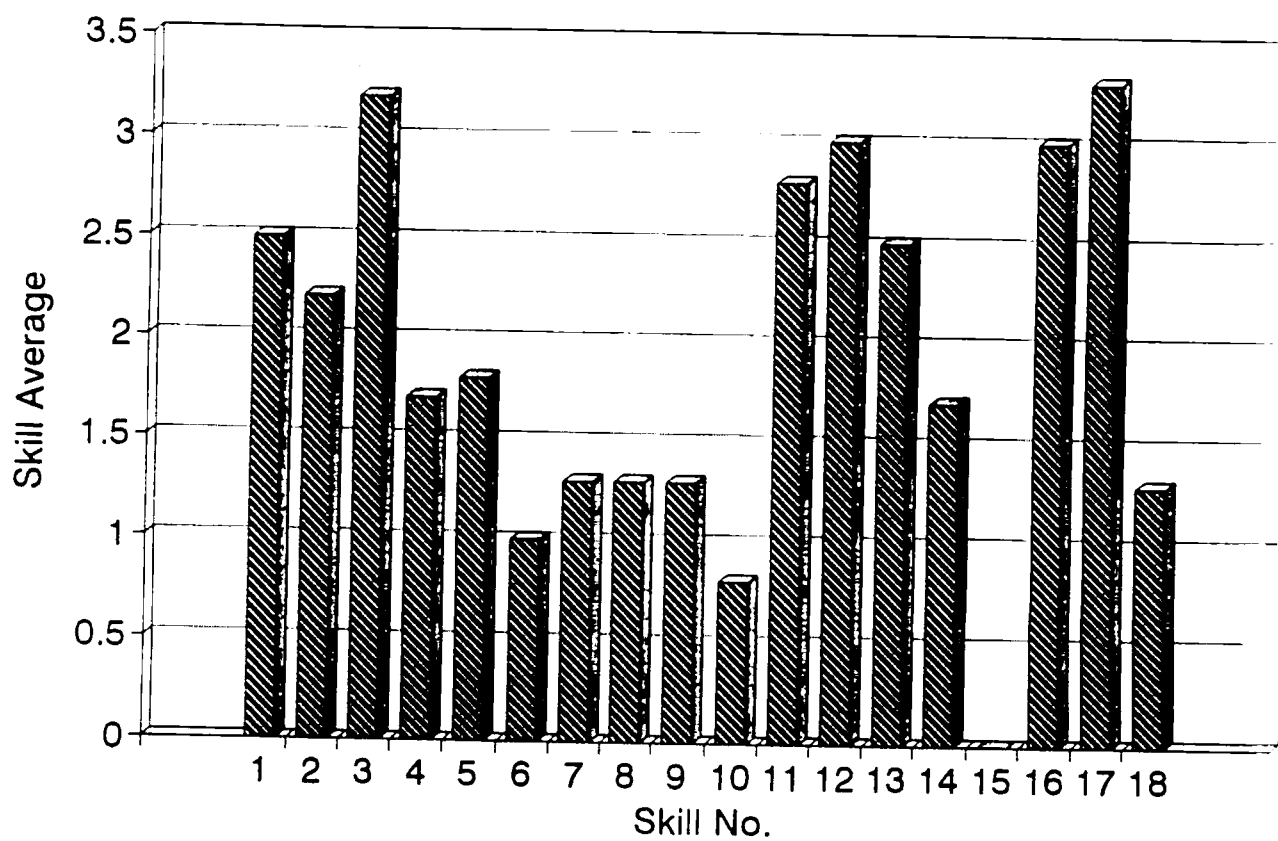
Course Skills and Ratings
 Discipline: MGMT
 Read List WR-I WR-F OR-I OR-F Math Macn MAAP Nat Cult N&S Tech Libr Comp Crit Resp Citz

Course	Skills and Ratings																
	Read List	WR-I	WR-F	OR-I	OR-F	Math	Macn	MAAP	Nat	Cult	N&S	Tech	Libr	Comp	Crit	Resp	Citz
MGMT 101	1.0	1.0	3.0	0.0	1.0	0.0	3.0	3.0	0.0	4.0	4.0	4.0	4.0	0.0	4.0	4.0	4.0
MGMT 102	3.5	2.5	3.5	2.0	3.5	2.0	0.0	0.0	1.5	3.5	4.0	3.5	0.0	0.0	4.0	2.0	0.0
MGMT 201	3.0	3.0	3.0	3.0	1.0	1.0	1.0	1.0	1.0	1.0	1.0	0.0	1.0	0.0	1.0	4.0	0.0

MGMT Average:	2.5	2.2	3.2	1.7	1.8	1.0	1.3	1.3	1.3	0.8	2.8	3.0	2.5	1.7	0.0	3.0	3.3	1.3
---------------	-----	-----	-----	-----	-----	-----	-----	-----	-----	-----	-----	-----	-----	-----	-----	-----	-----	-----

General Education Skills

Business Ed Dept - Management



Summary of General Education Skills with Ratings for JJC Courses

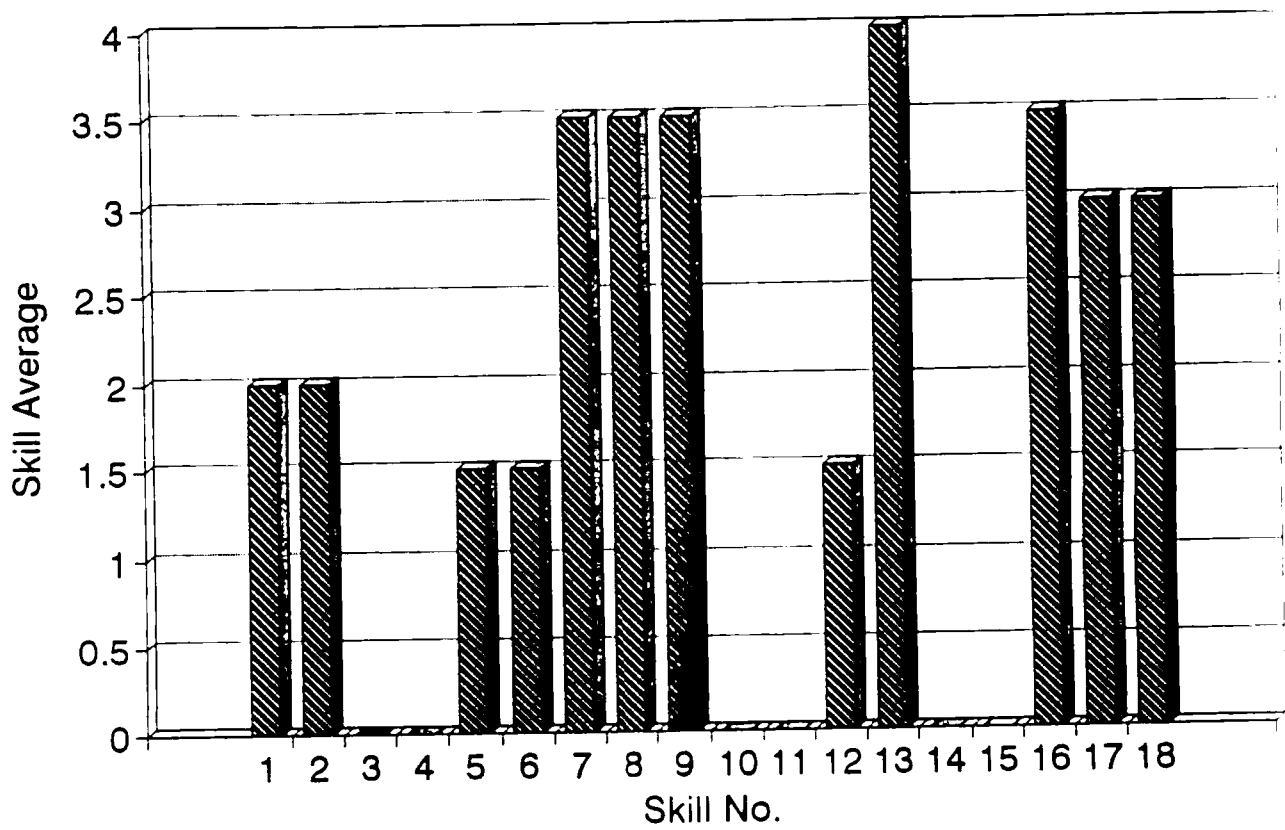
Course Skills and Ratings
 Discipline: REAL
 Read List WR-I WR-F Or-I Or-F Math Macn MaAp Nat Cult N&S Tech Libr Comp Crit Resp Citz

Course	Read	List	WR-I	WR-F	Or-I	Or-F	Math	Macn	MaAp	Nat	Cult	N&S	Tech	Libr	Comp	Crit	Resp	Citz
REAL 101	2.0	2.0	0.0	0.0	1.5	1.5	3.5	3.5	3.5	0.0	0.0	1.5	4.0	0.0	0.0	3.5	3.0	3.0

Skills and Ratings

General Education Skills

Business Ed Dept - Real Estate



Summary of General Education Skills with Ratings for JJC Courses

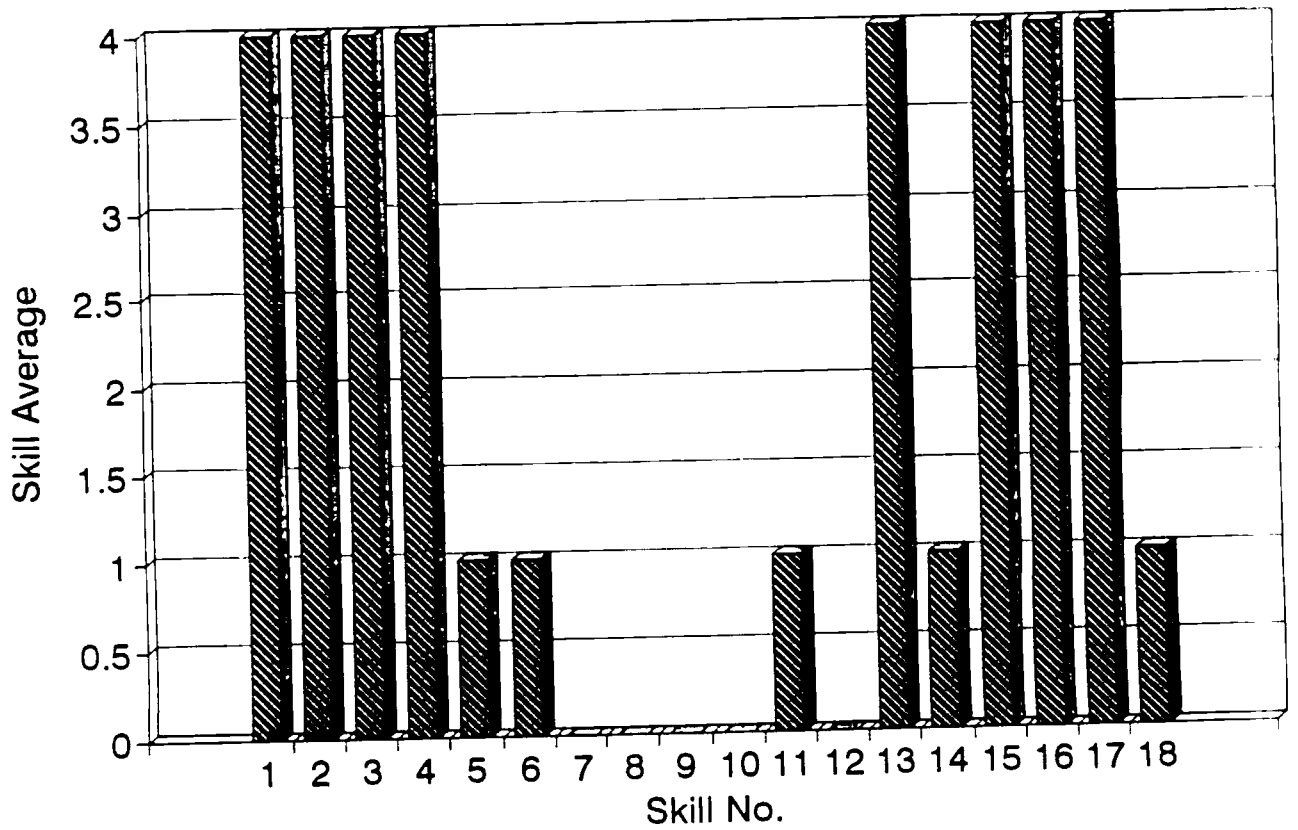
Course Skills and Ratings
 Discipline: SHRT
 Read List WR-I WR-F OR-I OR-F Math Macn MAAP Nat Cult N&S Tech Libr Comp Crit Resp Citz

Course	Skills and Ratings																
	Read List	WR-I	WR-F	OR-I	OR-F	Math	Macn	MAAP	Nat	Cult	N&S	Tech	Libr	Comp	Crit	Resp	Citz
SHRT 102	4.0	4.0	4.0	1.0	1.0	0.0	0.0	0.0	0.0	1.0	0.0	4.0	1.0	4.0	4.0	4.0	1.0
SHRT 103	4.0	4.0	4.0	1.0	1.0	0.0	0.0	0.0	0.0	1.0	0.0	4.0	1.0	4.0	4.0	4.0	1.0
SHRT 106	4.0	4.0	4.0	1.0	1.0	0.0	0.0	0.0	0.0	1.0	0.0	4.0	1.0	4.0	4.0	4.0	1.0

SHRT Average: 4.0 4.0 4.0 4.0 1.0 1.0 0.0 0.0 0.0 0.0 1.0 0.0 4.0 1.0 4.0 4.0 4.0 1.0

General Education Skills

Business Ed Dept - Shorthand



Summary of General Education Skills with Ratings for JJC Courses

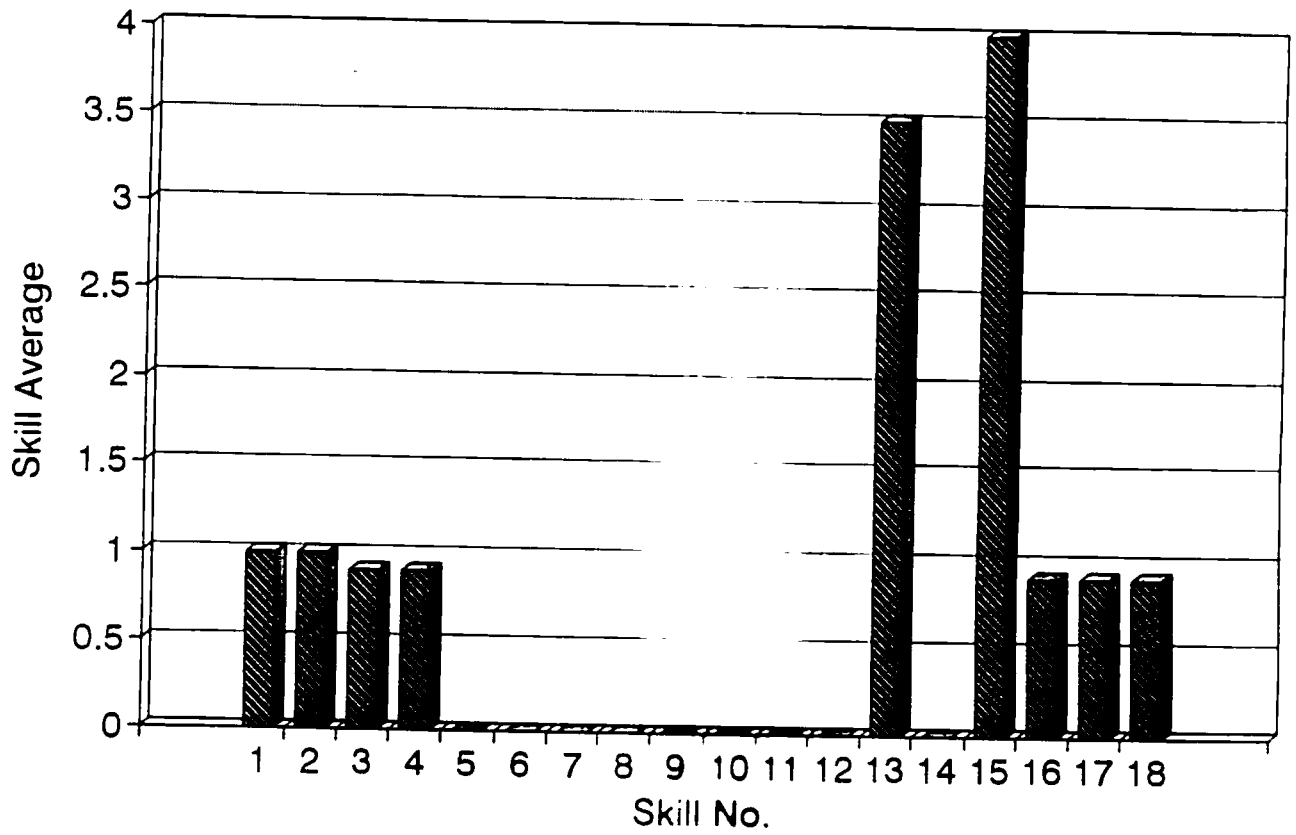
Course Skills and Ratings
 Discipline: TYP Read List WR-I WR-F Or-I Or-F Math Macn MaAP Nat Cult N&S Tech Libr Comp Crit Resp Citz

Course	Skills and Ratings																
	Read List	WR-I	WR-F	Or-I	Or-F	Math	Macn	MaAP	Nat	Cult	N&S	Tech	Libr	Comp	Crit	Resp	Citz
TYP 110	1.0	1.0	0.5	0.5	0.0	0.0	0.0	0.0	0.0	0.0	0.0	2.0	0.0	4.0	0.5	0.5	0.5
TYP 111	1.0	1.0	1.0	1.0	0.0	0.0	0.0	0.0	0.0	0.0	0.0	4.0	0.0	4.0	1.0	1.0	1.0
TYP 112	1.0	1.0	1.0	1.0	0.0	0.0	0.0	0.0	0.0	0.0	0.0	4.0	0.0	4.0	1.0	1.0	1.0
TYP 113	1.0	1.0	1.0	1.0	0.0	0.0	0.0	0.0	0.0	0.0	0.0	4.0	0.0	4.0	1.0	1.0	1.0

TYP Average: Read List WR-I WR-F Or-I Or-F Math Macn MaAP Nat Cult N&S Tech Libr Comp Crit Resp Citz
 1.0 1.0 0.9 0.9 0.0 0.0 0.0 0.0 0.0 0.0 0.0 3.5 0.0 4.0 0.9 0.9 0.9

General Education Skills

Business Ed Dept - Typing



Summary of General Education Skills with Ratings for JJC Courses

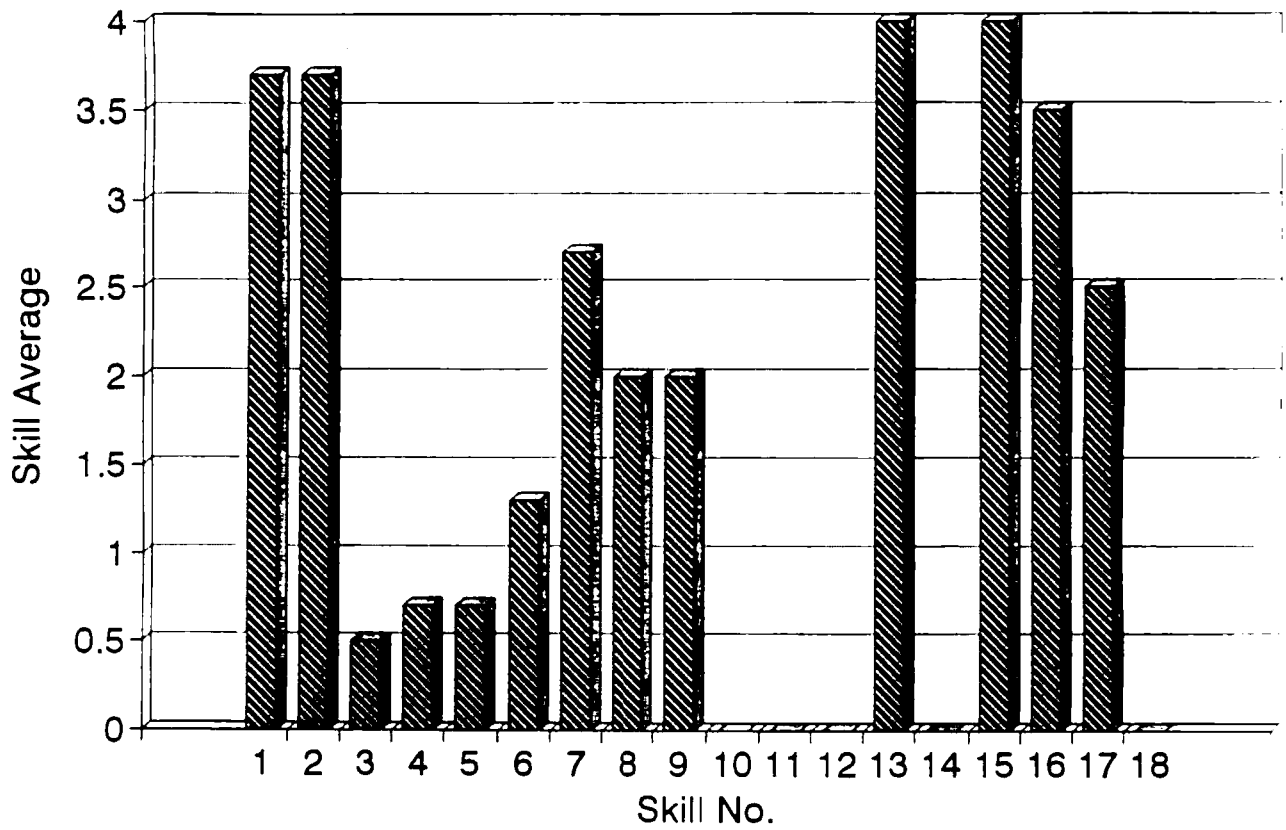
Course	Skills and Ratings																	
Discipline: WP	Read	List	Wr-I	Wr-F	Or-I	Or-F	Math	MaCn	MaAp	Nat	Cult	N&S	Tech	Libr	Comp	Crit	Resp	Citz

Course	Skills and Ratings																	
	Read	List	Wr-I	Wr-F	Or-I	Or-F	Math	MaCn	MaAp	Nat	Cult	N&S	Tech	Libr	Comp	Crit	Resp	Citz
WP 101	4.0	4.0	0.5	0.5	1.0	0.0	4.0	2.0	2.0	0.0	0.0	0.0	4.0	0.0	4.0	3.5	2.5	0.0
WP 102	3.5	3.5	0.5	1.0	0.0	4.0	2.0	2.0	2.0	0.0	0.0	0.0	4.0	0.0	4.0	3.5	2.5	0.0
WP 103	3.5	3.5	0.5	0.5	1.0	0.0	2.0	2.0	2.0	0.0	0.0	0.0	4.0	0.0	4.0	3.5	2.5	0.0

WP	Read	List	Wr-I	Wr-F	Or-I	Or-F	Math	MaCn	MaAp	Nat	Cult	N&S	Tech	Libr	Comp	Crit	Resp	Citz
Average:	3.7	3.7	0.5	0.7	0.7	1.3	2.7	2.0	2.0	0.0	0.0	0.0	4.0	0.0	4.0	3.5	2.5	0.0

General Education Skills

Business Ed Dept - Word Processing



The number of replies related to each of the 18 skill areas is tallied on the following page(s).

Course Title and Number

Number of Sections Taught Spring 1994 . . .

19. Please list by number the G.E. skills that a student could be extremely deficient in and yet pass your course with a C or better. (Direct or indirect assessment of this G.E. skill accounts for less than 30% of your grade.)

20. Please list by number the G.E. skills that are found in the objectives of your syllabus.

21. Please list by number the G.E. skills that many of your students are particularly deficient in when entering your class. List only the G.E. skills that are needed by students to be successful in your class.

22. Which if any of G.E. skills would you be interested in fostering in your course?

Comments:

GENERAL EDUCATION SURVEY - PART II
 RESPONSES TO QUESTIONS - 1 THRU 18

	1	2	3	4	5	6	7	8	9	10	11	12	13	14	15	16	17	18
IE FIN 201																		
19.																		
20.																		
21.																		
22.																		
IE FIN 210																		
19.																		
20.																		
21.																		
22.																		
IE FIN 211																		
19.																		
20.																		
21.																		
22.																		
IE GMAC 101																		
19.							1	1	1	1	1	1						
20.	1	1											1		1			
21.																	1	
22.																		
IE LMACT 102																		
19.																		
20.																		
21.																		
22.																		
IE MEDR 101																		
19.																		
20.																		
21.																		
22.																		
IE MGMT 101																		
19.				1		1				1					1			
20.			1		1													
21.																1	1	1
22.																		
IE MGMT 102																		
19.			1		1													
20.	2	1	2		1					1	1	1				1	1	
21.	1	1	1															
22.												1						

GENERAL EDUCATION SURVEY - PART II
 RESPONSES TO QUESTIONS - 1 THRU 18

	1	2	3	4	5	6	7	8	9	10	11	12	13	14	15	16	17	18
E WP 102																		
19.					1	1		1	1	1	1				1			
20.	1	2				1				1	1	1	1	1	1			1
21.	1	1					1	1	1				1		1	1	1	
22.	1	1	1	1	1	1	1	1	1	1	1	1	1	1	1	1	1	1
E WP 103																		
19.					1	1		1	1	1				1				
20.	1	1											1		1			
21.													1		1			
22.												1						1

General Education Skills

Spring 1994 Courses

Culinary Arts

Rating Scale:

- 4 = Taught and assessed**
- 3 = Applied and assessed**
- 2 = Taught, not assessed**
- 1 = Applied, not assessed**
- 0 = Not taught, applied, or assessed**

Rating of 0.5 or above indicates the probable presence of the skill in the course.

Rating of 3.0 or above indicates the highly probable presence of the skill in the course.

Please return to department secretary
by October 14, 1994

GENERAL EDUCATION SURVEY

Dear Faculty Member,

The purpose of this survey is to provide the college with base line data regarding the teaching, application and assessment of general education skills. As instructors who frequently encounter students with poorly developed general education skills, the importance of these skills to the students' future success in advanced classes or employment positions hardly needs to be emphasized.

Most of the following general education skills have been identified as student goals in our college mission statement and general education description in the college catalog.

1. reading with comprehension and recall
2. listening with comprehension and recall
3. writing about ideas
4. writing about feelings
5. oral expression of ideas
6. oral expression of feelings
7. mathematics computation
8. understanding mathematical concepts
9. applying mathematical concepts
10. knowledge of natural environment
11. knowledge of cultural environment
12. understanding relationships between the natural world and society
13. technical skills (appropriate to your area)
14. library skills
15. computer skills
16. critical thinking and problem solving skills
17. personal responsibility
18. citizenship

We would like you to answer a series of questions regarding each general education skill for the courses or course that you taught in the Spring of 1994. Please fill out a separate form for each course. Please note that clearly no instructor or course is expected to teach or require students to use all of the above skills.

The information obtained from this survey will be used as a base line for student general education achievement and to provide direction for continuous improvement within departments, programs and the college as a whole. The results will be returned to departments for departmental use.

North Central has required the college to develop an assessment plan for General Education. The General Education survey is part of the plan. Thank you in advance for your cooperation in filling out this survey. A lack of response to this survey will be interpreted by the committee to indicate that none of the G.E. skills listed bear any relevance to your course.

Please return the completed surveys to your departmental secretary by October 14, 1994 in the envelope provided. Your name will be checked off the master list to indicate that you have responded to the survey. At this time the envelope with your name on it will be discarded to help insure that surveys are anonymous.

Sincerely yours,

THE GENERAL EDUCATION SUBCOMMITTEE:
Lee Neary, Chr., Marilyn Heniff, Bill Johnson,
Marion Sorenson, Charlene Wagner, Bill Yarrow,
Ed Sutter, Florence Chambers

Summary of General Education Skills with Ratings for JJC Courses

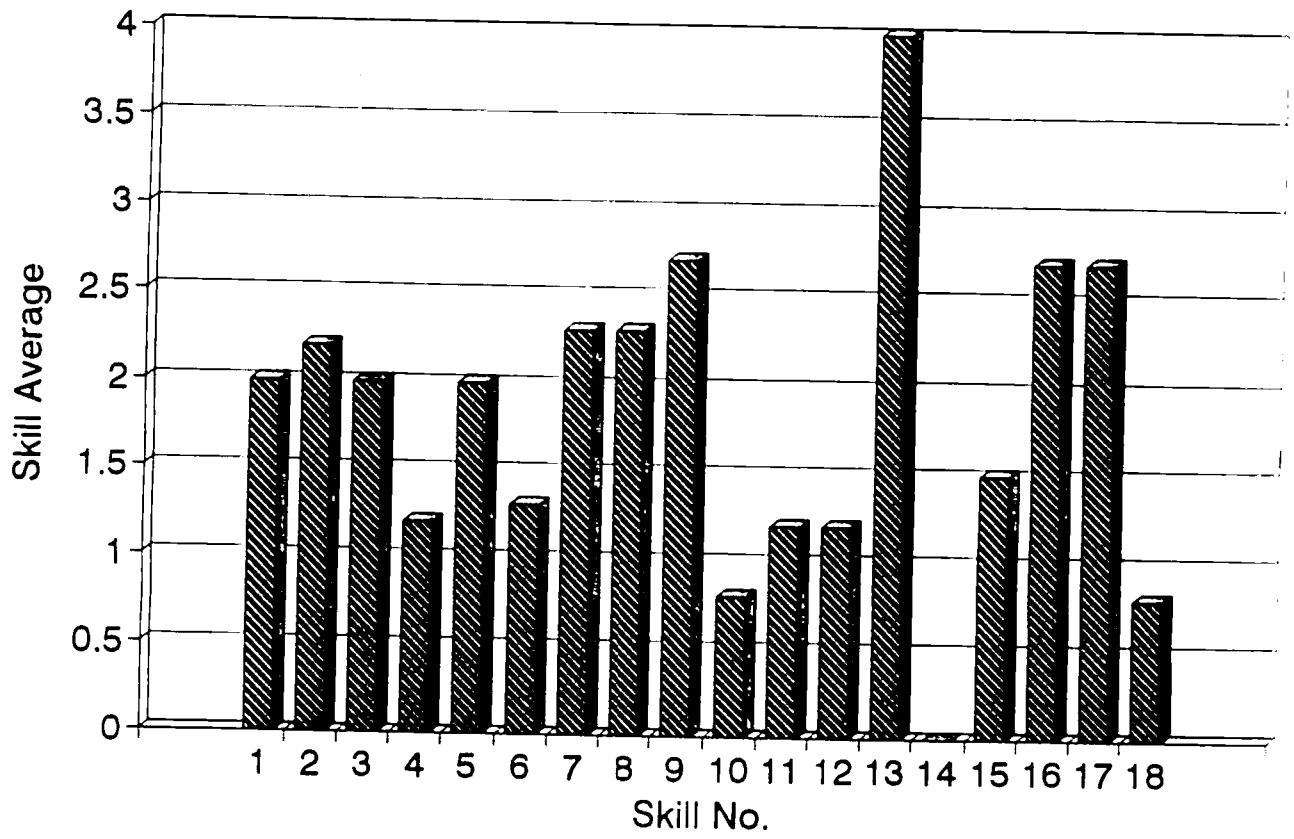
Course Skills and Ratings
 Discipline: HRM Read List WR-I WR-F Or-I Or-F Math Macn MaAp Nat Cult N&S Tech Libr Comp Crit Resp Citz

Course	Skills and Ratings																
	Read List	WR-I	WR-F	Or-I	Or-F	Math	Macn	MaAp	Nat	Cult	N&S	Tech	Libr	Comp	Crit	Resp	Citz
HRM 230	1.0	2.0	1.0	1.0	0.0	1.0	1.0	1.0	0.0	0.0	0.0	4.0	0.0	4.0	3.0	3.0	2.0
HRM 234	1.0	1.0	1.0	1.0	1.0	4.0	4.0	4.0	0.0	1.0	1.0	4.0	0.0	1.0	3.0	3.0	0.0
HRM 236	1.0	1.0	1.0	1.0	1.0	4.0	4.0	4.0	0.0	1.0	1.0	4.0	0.0	1.0	3.0	3.0	0.0
HRM 246	3.0	3.0	3.0	3.0	3.0	1.0	1.0	3.0	1.0	1.0	1.0	4.0	0.0	1.0	1.0	1.0	0.0
HRM 250	3.0	3.0	3.0	1.0	3.0	0.0	1.0	1.0	4.0	4.0	4.0	4.0	0.0	1.0	3.0	3.0	3.0
HRM 285	3.0	3.0	3.0	0.0	3.0	4.0	3.0	3.0	0.0	0.0	0.0	4.0	0.0	1.0	3.0	3.0	0.0

HRM Average: Read List 2.0 WR-I 2.2 WR-F 2.0 Or-I 1.2 Or-F 1.3 Math 2.3 Macn 2.3 MaAp 2.7 Nat 0.8 Cult 1.2 N&S 1.2 Tech 4.0 Libr 0.0 Comp 1.5 Crit 2.7 Resp 2.7 Citz 0.8

General Education Skills

Culinary Arts Dept - Hotel Rest Mgmt



The number of replies related to each of the 18 skill areas is tallied on the following page(s).

Course Title and Number

Number of Sections Taught Spring 1994 . . .

19. Please list by number the G.E. skills that a student could be extremely deficient in and yet pass your course with a C or better. (Direct or indirect assessment of this G.E. skill accounts for less than 30% of your grade.)

20. Please list by number the G.E. skills that are found in the objectives of your syllabus.

21. Please list by number the G.E. skills that many of your students are particularly deficient in when entering your class. List only the G.E. skills that are needed by students to be successful in your class.

22. Which if any of G.E. skills would you be interested in fostering in your course?

Comments:

GENERAL EDUCATION SURVEY - PART II
 RESPONSES TO QUESTIONS - 1 THRU 18

		1	2	3	4	5	6	7	8	9	10	11	12	13	14	15	16	17	18
A	HRM	230																	
		19.									1	1	1		1				1
		20.												1		1			
		21.	1	1	1	1	1	1	1	1		1					1	1	
		22.		1	1				1										
A	HRM	234																	
		19.									1	1	1		1				1
		20.							1	1	1						1		
		21.	1	1	1	1	1	1	1	1		1					1	1	
		22.							1	1	1								
A	HRM	236																	
		19.									1	1	1		1				1
		20.							1	1	1						1		
		21.	1	1	1	1	1	1	1	1	1		1				1	1	
		22.							1	1	1								
A	HRM	240																	
		19.																	
		20.																	
		21.																	
		22.																	
A	HRM	246																	
		19.			1		1				1		1		1				1
		20.			1							1					1	1	
		21.	1	1	1	1	1	1	1	1		1					1	1	
		22.															1	1	
A	HRM	250																	
		19.						1	1	1					1	1			
		20.	1	1	1		1							1			1		
		21.	1	1	1	1	1	1	1	1		1					1	1	
		22.		1	1												1	1	
A	HRM	255																	
		19.																	
		20.																	
		21.																	
		22.																	
A	HRM	285																	
		19.			1		1				1	1	1		1	1			1
		20.	1	1			1							1			1		
		21.	1	1	1	1	1	1	1	1		1					1	1	
		22.		1													1	1	

General Education Skills

Spring 1994 Courses

English and Foreign Languages

Rating Scale:

- 4 = Taught and assessed**
- 3 = Applied and assessed**
- 2 = Taught, not assessed**
- 1 = Applied, not assessed**
- 0 = Not taught, applied, or assessed**

Rating of 0.5 or above indicates the probable presence of the skill in the course.

Rating of 3.0 or above indicates the highly probable presence of the skill in the course.

GENERAL EDUCATION SURVEY

Dear Faculty Member,

The purpose of this survey is to provide the college with base line data regarding the teaching, application and assessment of general education skills. As instructors who frequently encounter students with poorly developed general education skills, the importance of these skills to the students' future success in advanced classes or employment positions hardly needs to be emphasized.

Most of the following general education skills have been identified as student goals in our college mission statement and general education description in the college catalog.

1. reading with comprehension and recall
2. listening with comprehension and recall
3. writing about ideas
4. writing about feelings
5. oral expression of ideas
6. oral expression of feelings
7. mathematics computation
8. understanding mathematical concepts
9. applying mathematical concepts
10. knowledge of natural environment
11. knowledge of cultural environment
12. understanding relationships between the natural world and society
13. technical skills (appropriate to your area)
14. library skills
15. computer skills
16. critical thinking and problem solving skills
17. personal responsibility
18. citizenship

We would like you to answer a series of questions regarding each general education skill for the courses or course that you taught in the Spring of 1994. Please fill out a separate form for each course. Please note that clearly no instructor or course is expected to teach or require students to use all of the above skills.

The information obtained from this survey will be used as a base line for student general education achievement and to provide direction for continuous improvement within departments, programs and the college as a whole. The results will be returned to departments for departmental use.

North Central has required the college to develop an assessment plan for General Education. The General Education survey is part of the plan. Thank you in advance for your cooperation in filling out this survey. A lack of response to this survey will be interpreted by the committee to indicate that none of the G.E. skills listed bear any relevance to your course.

Please return the completed surveys to your departmental secretary by October 14, 1994 in the envelope provided. Your name will be checked off the master list to indicate that you have responded to the survey. At this time the envelope with your name on it will be discarded to help insure that surveys are anonymous.

Sincerely yours,

THE GENERAL EDUCATION SUBCOMMITTEE:
Lee Neary, Chr., Marilyn Heniff, Bill Johnson,
Marion Sorenson, Charlene Wagner, Bill Yarrow,
Ed Sutter, Florence Chambers

Summary of General Education Skills with Ratings for JJC Courses

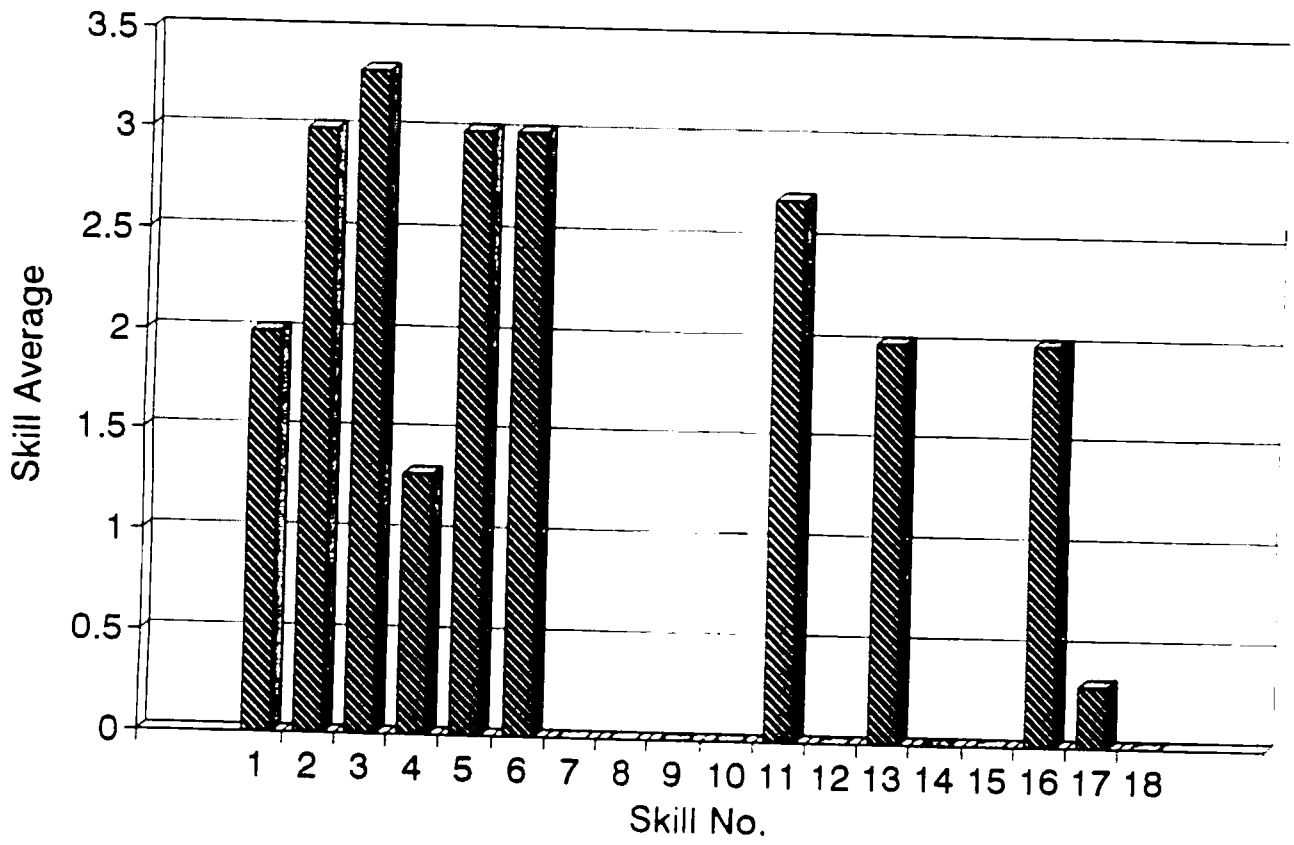
Course	Skills and Ratings																		
Discipline:	Read	List	Wr-I	Wr-F	Or-I	Or-F	Math	MaCn	MaAp	Nat	Cult	N&S	Tech	Libr	Comp	Crit	Resp	Citz	
COMM																			

Course	Skills and Ratings																	
	Read	List	Wr-I	Wr-F	Or-I	Or-F	Math	MaCn	MaAp	Nat	Cult	N&S	Tech	Libr	Comp	Crit	Resp	Citz
COMM 111	3.5	3.5	4.0	2.0	2.0	0.5	0.5	0.0	0.0	1.0	3.5	4.0	3.5	0.5	1.0	4.0	3.5	2.0
COMM 140	2.0	3.0	3.3	1.3	3.0	3.0	0.0	0.0	0.0	0.0	2.7	0.0	2.0	0.0	0.0	2.0	0.3	0.0

COMM	Read	List	Wr-I	Wr-F	Or-I	Or-F	Math	MaCn	MaAp	Nat	Cult	N&S	Tech	Libr	Comp	Crit	Resp	Citz
Average:	2.8	3.3	3.7	1.7	2.5	1.8	0.3	0.0	0.0	0.5	3.1	2.0	2.8	0.3	0.5	3.0	1.9	1.0

General Education Skills

English/FL Dept - Communications



Summary of General Education Skills with Ratings for JJC Courses

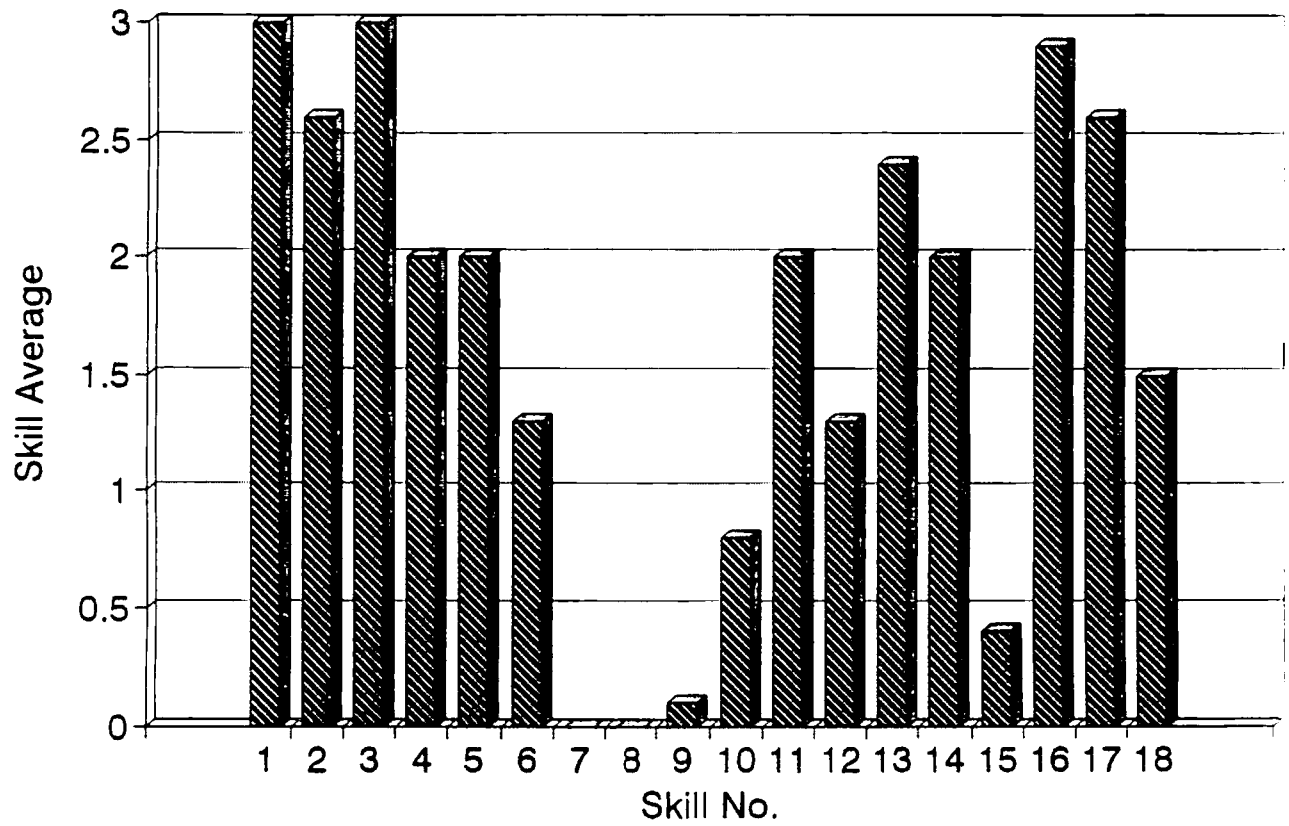
Course Read List Skills and Ratings
 Discipline: ENG WR-I WR-F Or-I Or-F Math Macn MaAp Nat Cult N&S Tech Libr Comp Crit Resp Citz

Course	Read List	WR-I	WR-F	Or-I	Or-F	Math	Macn	MaAp	Nat	Cult	N&S	Tech	Libr	Comp	Crit	Resp	Citz	
ENG 010	2.8	3.0	2.7	0.5	0.5	0.0	0.0	0.0	0.2	0.7	0.3	2.5	0.2	0.5	1.7	2.0	0.3	
ENG 020	4.0	3.5	3.5	1.5	3.0	1.5	0.0	0.5	0.5	1.0	1.0	2.0	1.5	0.0	4.0	3.5	1.5	
ENG 101	3.6	2.6	3.5	2.8	1.9	1.4	0.2	0.0	0.2	0.8	2.0	1.3	3.6	2.2	1.5	3.5	2.2	0.9
ENG 102	3.3	2.8	4.0	1.7	2.3	1.3	0.2	0.0	0.2	0.8	1.2	2.5	3.3	1.7	3.8	2.0	0.8	
ENG 103	4.0	4.0	4.0	4.0	4.0	4.0	0.0	0.0	1.0	3.0	3.0	4.0	1.0	0.0	4.0	4.0	4.0	
ENG 104	0.0	0.0	0.0	0.0	3.0	0.0	0.0	0.0	0.0	0.0	0.0	0.0	3.0	0.0	3.0	3.0	0.0	
ENG 106	4.0	3.0	3.0	0.0	1.0	0.0	0.0	0.0	0.0	4.0	0.0	4.0	3.0	0.0	3.0	0.0	0.0	
ENG 108	4.0	3.0	4.0	4.0	3.0	3.0	0.0	0.0	0.0	4.0	3.0	4.0	3.0	0.0	4.0	4.0	4.0	
ENG 109	3.0	3.0	4.0	4.0	3.0	3.0	0.0	0.0	1.0	3.0	1.0	0.0	4.0	0.0	3.0	1.0	1.0	
ENG 110	4.0	4.0	4.0	4.0	0.0	0.0	0.0	0.0	3.0	3.0	3.0	4.0	1.0	1.0	2.0	4.0	4.0	
ENG 112	0.0	0.0	0.0	0.0	0.0	0.0	0.0	0.0	2.0	0.0	0.0	0.0	0.0	0.0	0.0	3.0	0.0	

ENG Read List WR-I WR-F Or-I Or-F Math Macn MaAp Nat Cult N&S Tech Libr Comp Crit Resp Citz
 Average: 3.0 2.6 3.0 2.0 2.0 1.3 0.0 0.0 0.1 0.8 2.0 1.3 2.4 2.0 0.4 2.9 2.6 1.5

General Education Skills

English/FL Dept - English



SUMMARY OF GENERAL EDUCATION SKILLS WITH RATINGS FOR YOUR COURSES

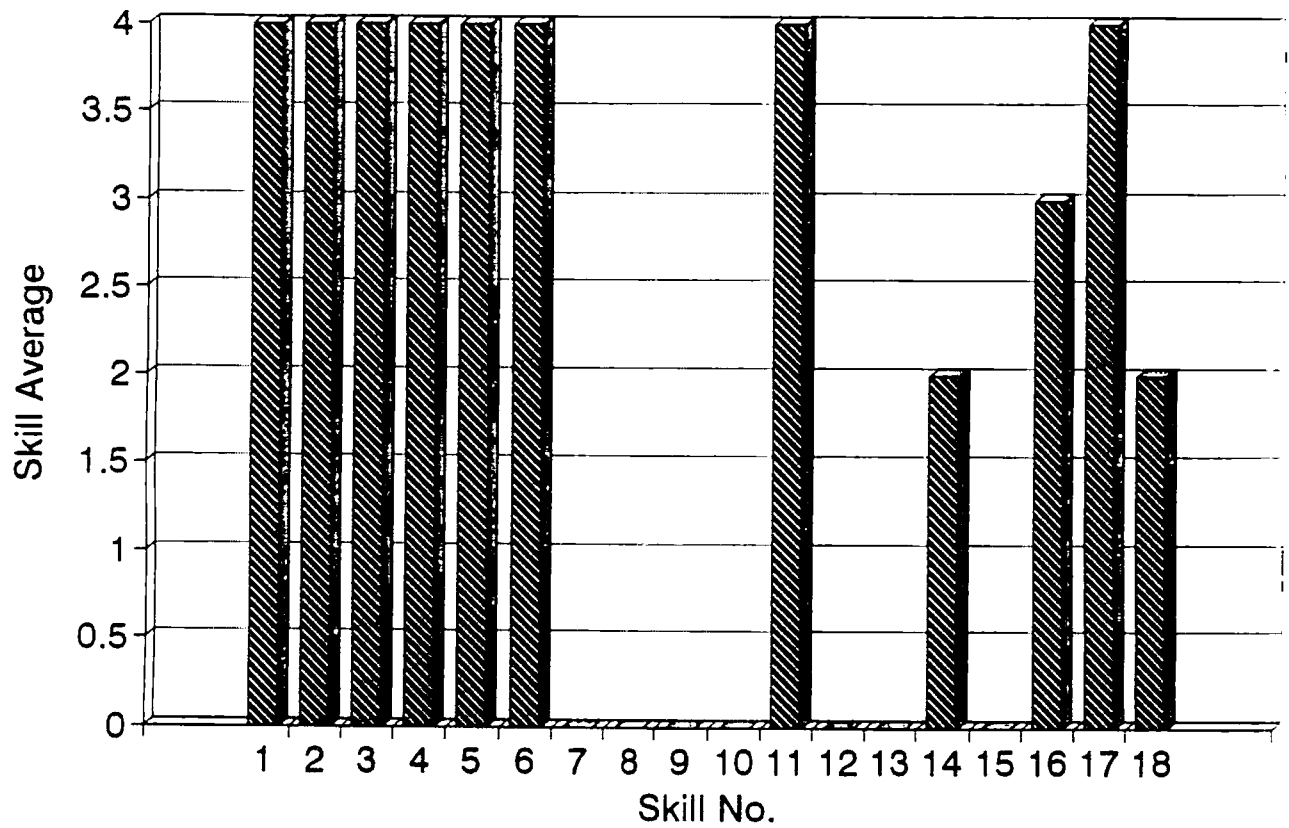
Course Read List WR-I WR-F OR-I Or-F Math MaCn MaAp Nat Cult N&S Tech Libr Comp Crit Resp Citz
 Discipline: FREN

Course	Skills and Ratings																
FREN 102	Read List	WR-I	WR-F	OR-I	Or-F	Math	MaCn	MaAp	Nat	Cult	N&S	Tech	Libr	Comp	Crit	Resp	Citz
	4.0	4.0	4.0	4.0	4.0	0.0	0.0	0.0	0.0	4.0	0.0	0.0	2.0	0.0	3.0	4.0	2.0
FREN 104	4.0	4.0	4.0	4.0	4.0	0.0	0.0	0.0	0.0	4.0	0.0	0.0	2.0	0.0	3.0	4.0	2.0

FREN Average:	Read List	WR-I	WR-F	OR-I	Or-F	Math	MaCn	MaAp	Nat	Cult	N&S	Tech	Libr	Comp	Crit	Resp	Citz
	4.0	4.0	4.0	4.0	4.0	0.0	0.0	0.0	0.0	4.0	0.0	0.0	2.0	0.0	3.0	4.0	2.0

General Education Skills

English/FL Dept - French



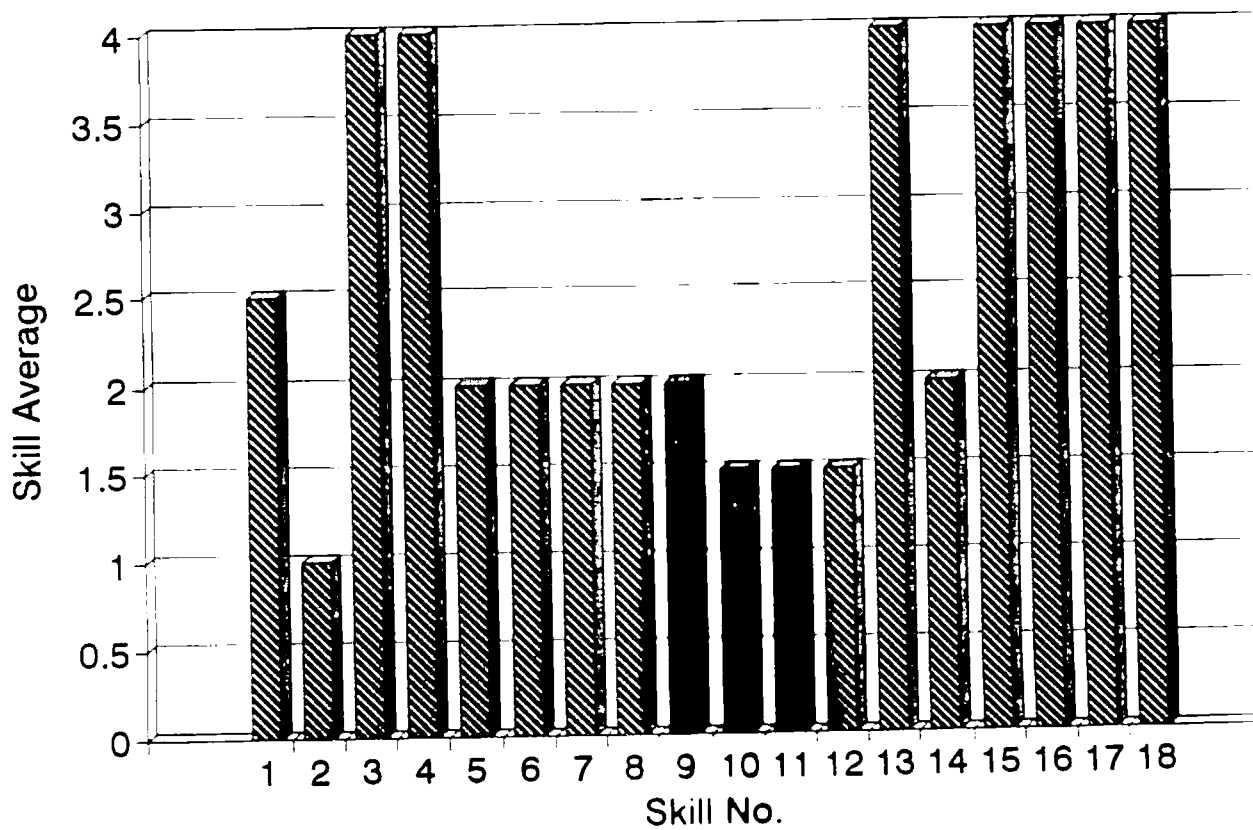
Summary of General Education Skills with Ratings for JJC Courses

Course	Skills and Ratings																
Discipline: JOUR	Read List	WR-I	WR-F	Or-I	Or-F	Math	MaCn	MaAp	Nat	Cult	N&S	Tech	Libr	Comp	Crit	Resp	Citz
JOUR 102	1.0	0.0	4.0	4.0	0.0	0.0	4.0	4.0	1.0	1.0	1.0	4.0	0.0	4.0	4.0	4.0	4.0
JOUR 103	4.0	2.0	4.0	4.0	4.0	4.0	0.0	0.0	2.0	2.0	2.0	4.0	4.0	4.0	4.0	4.0	4.0

JOUR Average: Read List 2.5 1.0 4.0 4.0 4.0 2.0 2.0 2.0 2.0 2.0 2.0 2.0 1.5 1.5 1.5 1.5 4.0 2.0 4.0 4.0 4.0 4.0 4.0

General Education Skills

English/FL Dept - Journalism



summary of general education skills with Ratings for JJC Courses

Course Skills and Ratings

Discipline: PHIL Read List WR-I WR-F Or-I Or-F Math MaCn MAp Nat Cult N&S Tech Libr Comp Crit Resp Citz

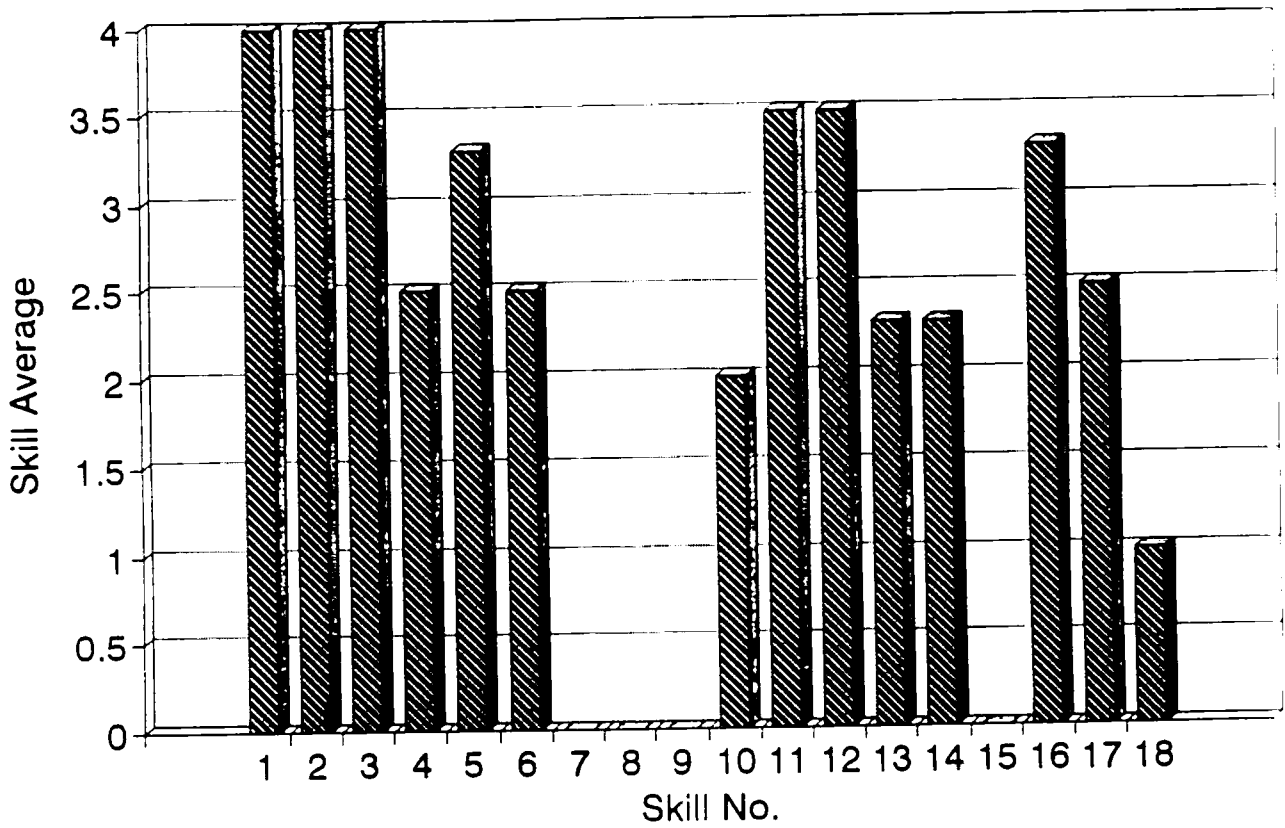
Course Skills and Ratings

Course	Read List	WR-I	WR-F	Or-I	Or-F	Math	MaCn	MAp	Nat	Cult	N&S	Tech	Libr	Comp	Crit	Resp	Citz
PHIL 102	4.0	4.0	3.0	3.0	3.0	0.0	0.0	0.0	2.0	4.0	4.0	3.0	3.0	0.0	3.0	3.0	1.0
PHIL 103	4.0	4.0	2.0	3.5	2.0	0.0	0.0	0.0	2.0	3.0	3.0	1.5	1.5	0.0	3.5	2.0	1.0

PHIL Average:	Read List	WR-I	WR-F	Or-I	Or-F	Math	MaCn	MAp	Nat	Cult	N&S	Tech	Libr	Comp	Crit	Resp	Citz
4.0	4.0	4.0	2.5	3.3	2.5	0.0	0.0	0.0	2.0	3.5	3.5	2.3	2.3	0.0	3.3	2.5	1.0

General Education Skills

English/FL Dept - Philosophy



Summary of General Education Skills with Ratings for JJC Courses

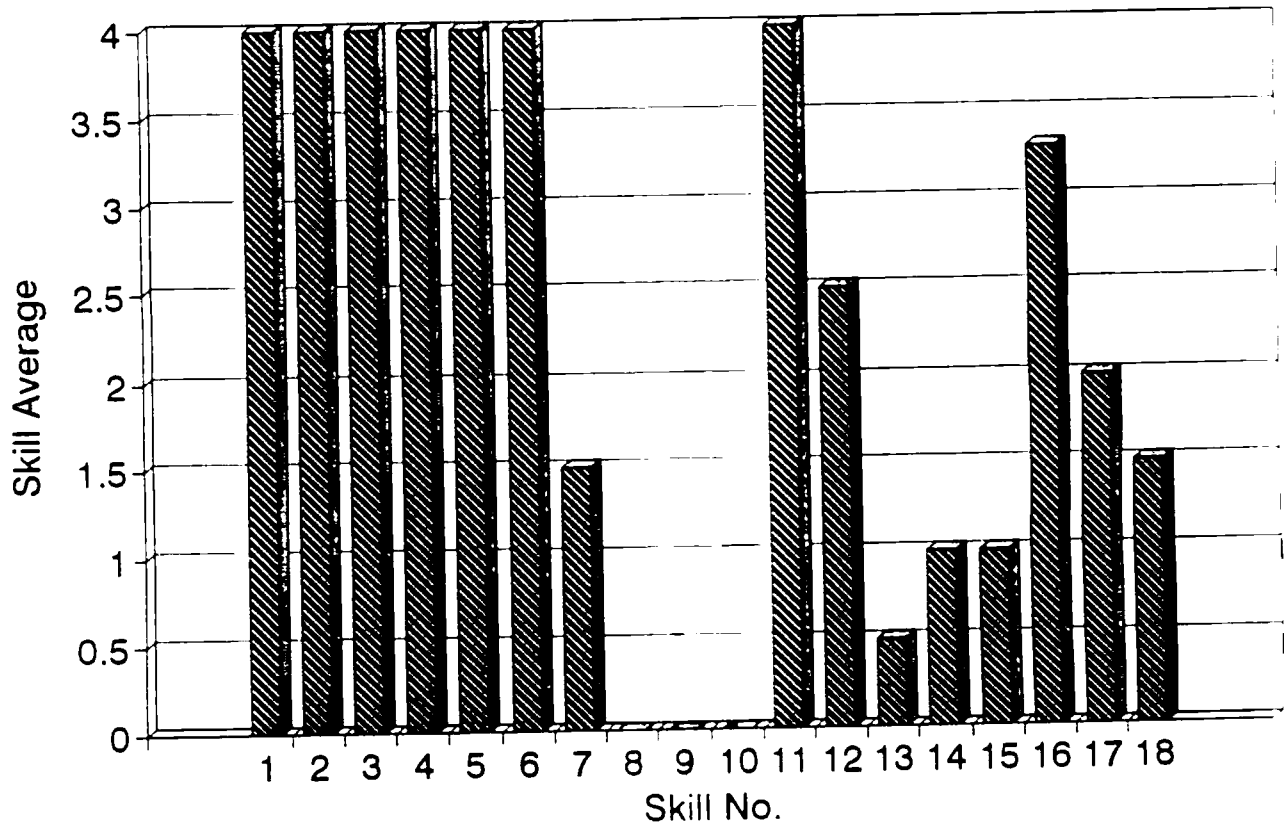
Course Skills and Ratings
 Discipline: SPAN Read List WR-I WR-F Or-I Or-F Math Macn MaAP Nat Cult N&S Tech Libr Comp Crit Resp Citz

Course	Read List	WR-I	WR-F	Or-I	Or-F	Math	Macn	MaAP	Nat	Cult	N&S	Tech	Libr	Comp	Crit	Resp	Citz
SPAN 101	4.0	4.0	4.0	4.0	4.0	3.0	0.0	0.0	0.0	4.0	3.0	1.0	1.0	2.0	3.0	1.0	1.0
SPAN 104	4.0	4.0	4.0	4.0	4.0	0.0	0.0	0.0	0.0	4.0	2.0	0.0	1.0	0.0	3.5	3.0	2.0

SPAN Average:	Read List	WR-I	WR-F	Or-I	Or-F	Math	Macn	MaAP	Nat	Cult	N&S	Tech	Libr	Comp	Crit	Resp	Citz
4.0	4.0	4.0	4.0	4.0	4.0	1.5	0.0	0.0	0.0	4.0	2.5	0.5	1.0	1.0	3.3	2.0	1.5

General Education Skills

English/FL Dept - Spanish



The number of replies related to each of the 18 skill areas is tallied on the following page(s).

Course Title and Number

Number of Sections Taught Spring 1994 . .

19. Please list by number the G.E. skills that a student could be extremely deficient in and yet pass your course with a C or better. (Direct or indirect assessment of this G.E. skill accounts for less than 30% of your grade.)

20. Please list by number the G.E. skills that are found in the objectives of your syllabus.

21. Please list by number the G.E. skills that many of your students are particularly deficient in when entering your class. List only the G.E. skills that are needed by students to be successful in your class.

22. Which if any of G.E. skills would you be interested in fostering in your course?

Comments:

General Education Skills

Spring 1994 Courses

Fine Arts

Rating Scale:

- 4 = Taught and assessed**
- 3 = Applied and assessed**
- 2 = Taught, not assessed**
- 1 = Applied, not assessed**
- 0 = Not taught, applied, or assessed**

Rating of 0.5 or above indicates the probable presence of the skill in the course.

Rating of 3.0 or above indicates the highly probable presence of the skill in the course.

Please return to department secretary
by October 14, 1994

GENERAL EDUCATION SURVEY

Dear Faculty Member,

The purpose of this survey is to provide the college with base line data regarding the teaching, application and assessment of general education skills. As instructors who frequently encounter students with poorly developed general education skills, the importance of these skills to the students' future success in advanced classes or employment positions hardly needs to be emphasized.

Most of the following general education skills have been identified as student goals in our college mission statement and general education description in the college catalog.

1. reading with comprehension and recall
2. listening with comprehension and recall
3. writing about ideas
4. writing about feelings
5. oral expression of ideas
6. oral expression of feelings
7. mathematics computation
8. understanding mathematical concepts
9. applying mathematical concepts
10. knowledge of natural environment
11. knowledge of cultural environment
12. understanding relationships between the natural world and society
13. technical skills (appropriate to your area)
14. library skills
15. computer skills
16. critical thinking and problem solving skills
17. personal responsibility
18. citizenship

We would like you to answer a series of questions regarding each general education skill for the courses or course that you taught in the Spring of 1994. Please fill out a separate form for each course. Please note that clearly no instructor or course is expected to teach or require students to use all of the above skills.

The information obtained from this survey will be used as a base line for student general education achievement and to provide direction for continuous improvement within departments, programs and the college as a whole. The results will be returned to departments for departmental use.

North Central has required the college to develop an assessment plan for General Education. The General Education survey is part of the plan. Thank you in advance for your cooperation in filling out this survey. A lack of response to this survey will be interpreted by the committee to indicate that none of the G.E. skills listed bear any relevance to your course.

Please return the completed surveys to your departmental secretary by October 14, 1994 in the envelope provided. Your name will be checked off the master list to indicate that you have responded to the survey. At this time the envelope with your name on it will be discarded to help insure that surveys are anonymous.

Sincerely yours,

THE GENERAL EDUCATION SUBCOMMITTEE:
Lee Neary, Chr., Marilyn Heniff, Bill Johnson,
Marion Sorenson, Charlene Wagner, Bill Yarrow,
Ed Sutter, Florence Chambers

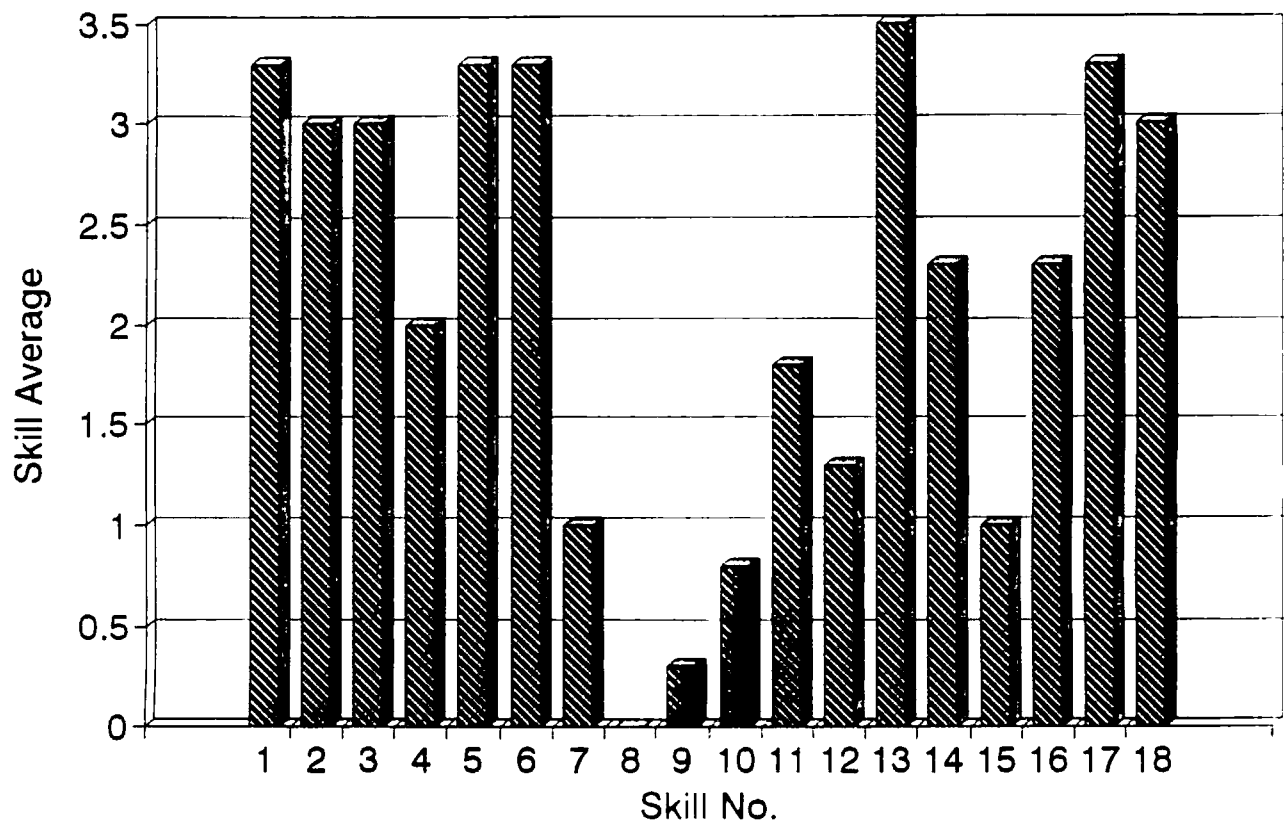
Summary of General Education Skills with Ratings for our Courses

Course	Skills and Ratings																	
Discipline: ART	Read List	Wr-I	Wr-F	Or-I	Or-F	Math	MaCn	MAp	Nat	Cult	N&S	Tech	Libr	Comp	Crit	Resp	Citz	
ART 109	Read List	4.0	3.0	3.0	3.0	3.0	2.0	0.0	1.0	3.0	3.0	4.0	4.0	4.0	0.0	4.0	4.0	3.0
ART 111	3.0	3.0	3.0	2.0	3.0	3.0	2.0	0.0	0.0	1.0	0.0	3.0	1.0	0.0	1.0	3.0	3.0	3.0
ART 112	3.0	3.0	3.0	0.0	3.0	3.0	0.0	0.0	0.0	1.0	0.0	3.0	1.0	0.0	1.0	3.0	3.0	3.0
ART 201	3.0	3.0	3.0	3.0	4.0	4.0	0.0	0.0	0.0	2.0	1.0	4.0	3.0	4.0	3.0	3.0	3.0	3.0

ART	Read List	Wr-I	Wr-F	Or-I	Or-F	Math	MaCn	MAp	Nat	Cult	N&S	Tech	Libr	Comp	Crit	Resp	Citz	
Average:	3.3	3.0	3.0	2.0	3.3	3.3	1.0	0.0	0.3	0.8	1.8	1.3	3.5	2.3	1.0	2.3	3.3	3.0

General Education Skills

Fine Arts Dept - Art



SUMMARY OF GENERAL EDUCATION SKILLS WITH RATINGS FOR JVC COURSES

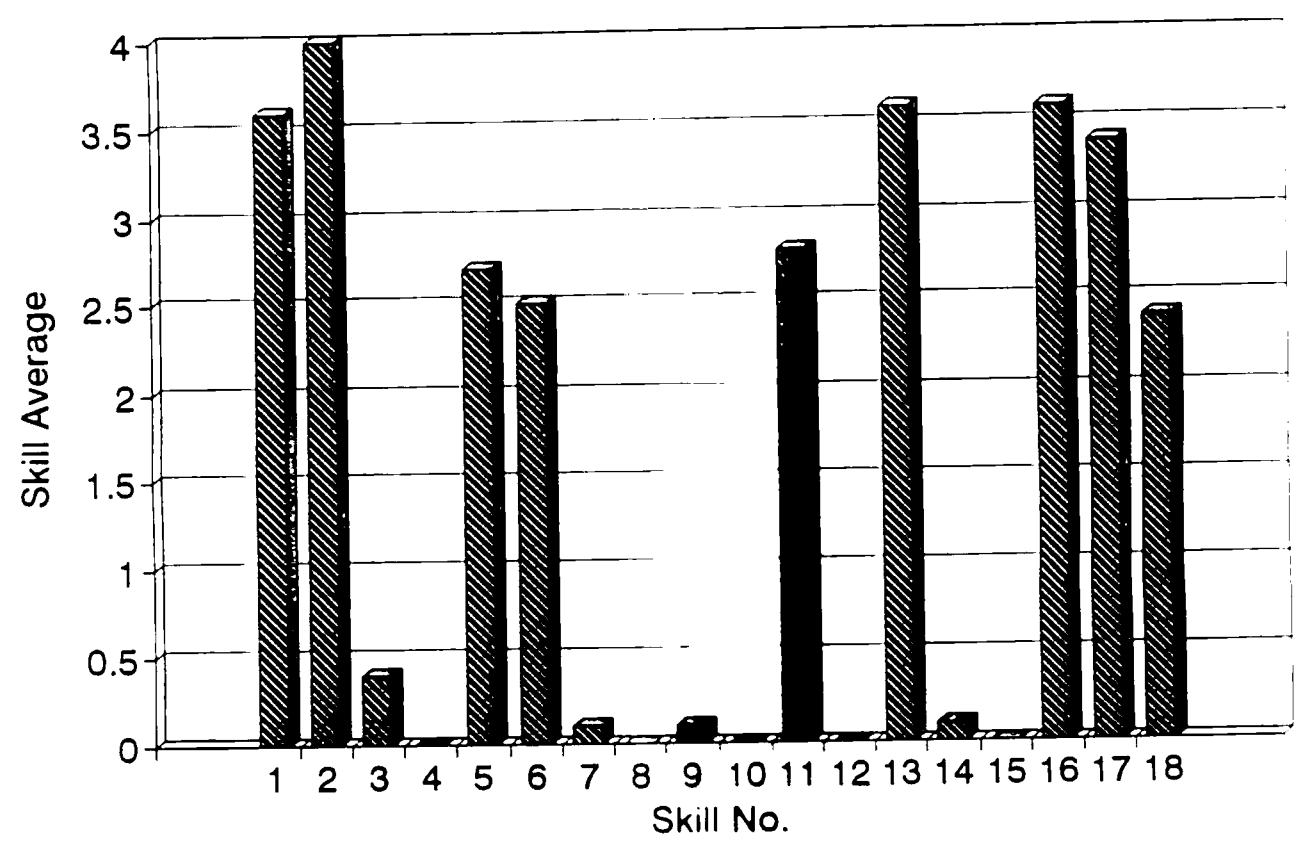
Course Skills and Ratings
 Discipline: MUS Read List WR-I WR-F Or-I Or-F Math MaCn MaAP Nat Cult N&S Tech Libr Comp Crit Resp Citz

Course	Skills and Ratings																
	Read List	WR-I	WR-F	Or-I	Or-F	Math	MaCn	MaAP	Nat	Cult	N&S	Tech	Libr	Comp	Crit	Resp	Citz
MUS 100	4.0	4.0	0.0	0.0	2.0	0.0	0.0	0.0	0.0	4.0	0.0	0.0	0.0	0.0	0.0	0.0	0.0
MUS 106	4.0	4.0	0.0	0.0	4.0	4.0	0.0	0.0	0.0	0.0	0.0	4.0	0.0	0.0	4.0	4.0	0.0
MUS 115	3.0	4.0	0.0	0.0	0.0	0.0	0.0	0.0	0.0	4.0	0.0	4.0	0.0	0.0	4.0	3.0	1.0
MUS 122	4.0	4.0	0.0	0.0	4.0	4.0	0.0	0.0	0.0	0.0	0.0	4.0	0.0	0.0	4.0	4.0	4.0
MUS 123	4.0	4.0	0.0	0.0	1.0	1.0	0.0	0.0	0.0	4.0	0.0	4.0	1.0	0.0	4.0	4.0	4.0
MUS 124	2.0	4.0	0.0	0.0	2.5	2.5	1.0	0.0	0.5	0.0	0.0	4.0	0.0	0.0	4.0	2.5	2.0
MUS 155	4.0	4.0	0.0	0.0	4.0	4.0	0.0	0.0	0.0	4.0	0.0	4.0	0.0	0.0	4.0	4.0	4.0
MUS 156	4.0	4.0	0.0	0.0	4.0	4.0	0.0	0.0	0.0	4.0	0.0	4.0	0.0	0.0	4.0	4.0	4.0
MUS 160	4.0	4.0	0.0	0.0	4.0	4.0	0.0	0.0	0.0	4.0	0.0	4.0	0.0	0.0	4.0	4.0	4.0
MUS 166	3.0	4.0	4.0	0.0	1.0	1.0	0.0	0.0	0.0	4.0	0.0	4.0	0.0	0.0	4.0	4.0	1.0

MUS Average: Read List 3.6 WR-I 4.0 WR-F 0.4 Or-I 0.0 Or-F 2.7 Math 2.5 MaCn 0.1 MaAP 0.1 Nat 0.0 Cult 2.8 N&S 0.0 Tech 3.6 Libr 0.1 Comp 0.0 Crit 3.6 Resp 3.4 Citz 2.4

General Education Skills

Fine Arts Dept - Music



... of ... Education Skills with Ratings for JJC Courses

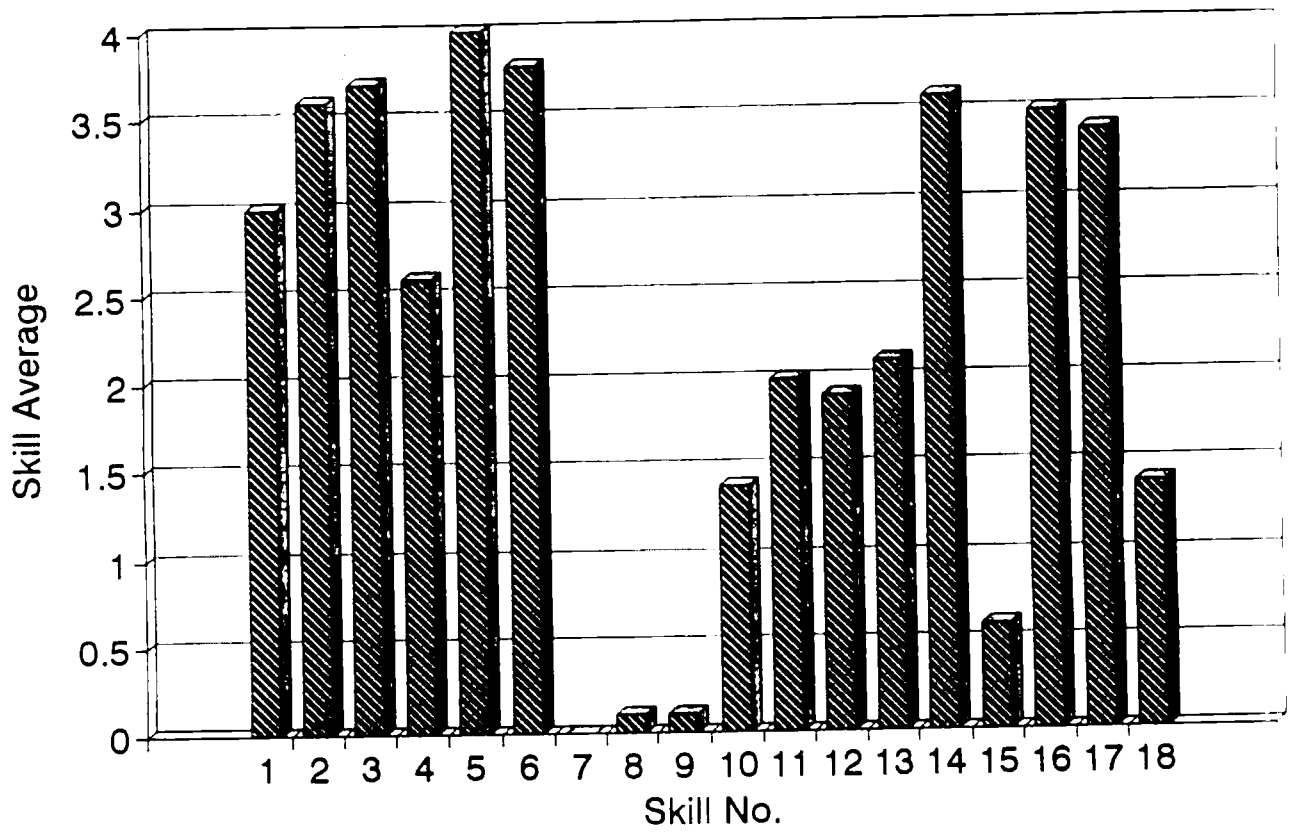
Course Read List Skills and Ratings
 Discipline: SPCH Read List WR-I WR-F Or-I Or-F Math Macn MaAP Nat Cult N&S Tech Libr Comp Crit Resp Citz

Course	Read List	WR-I	WR-F	Or-I	Or-F	Math	Macn	MaAP	Nat	Cult	N&S	Tech	Libr	Comp	Crit	Resp	Citz
SPCH 100	3.5	4.0	3.5	1.5	4.0	4.0	0.0	0.0	0.5	2.0	2.5	2.0	4.0	0.5	4.0	3.5	0.5
SPCH 101	2.4	3.4	3.4	2.0	3.8	3.2	0.0	0.2	0.0	1.0	0.2	2.2	2.2	1.8	3.0	3.2	1.0
SPCH 102	3.0	4.0	4.0	3.0	4.0	4.0	0.0	0.0	2.0	2.0	2.0	2.0	4.0	0.0	4.0	4.0	1.0
SPCH 111	3.0	3.0	4.0	4.0	4.0	4.0	0.0	0.0	3.0	3.0	3.0	2.0	4.0	0.0	3.0	3.0	3.0

SPCH Read List WR-I WR-F Or-I Or-F Math Macn MaAP Nat Cult N&S Tech Libr Comp Crit Resp Citz
 Average: 3.0 3.6 3.7 2.6 4.0 3.8 0.0 0.1 0.1 1.4 2.0 1.9 2.1 3.6 0.6 3.5 3.4 1.4

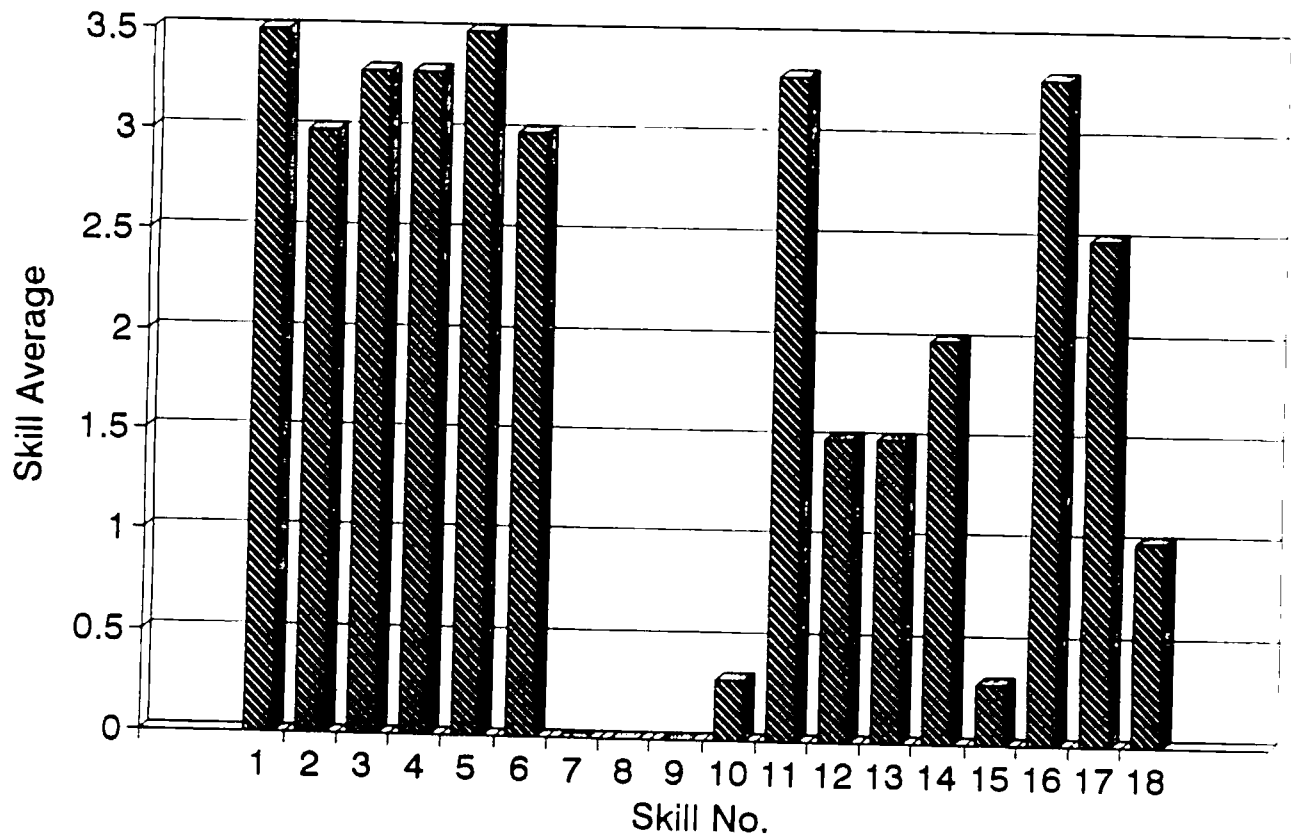
General Education Skills

Fine Arts Dept - Speech



General Education Skills

Fine Arts Dept - Theater



GENERAL EDUCATION SURVEY - PART II
 RESPONSES TO QUESTIONS - 1 THRU 18

1 2 3 4 5 6 7 8 9 10 11 12 13 14 15 16 17 18

'A FMER 220

- 19.
- 20.
- 21.
- 22.

'A FMER 225

- 19.
- 20.
- 21.
- 22.

'A FMER 230

- 19.
- 20.
- 21.
- 22.

'A FMER 231

- 19.
- 20.
- 21.
- 22.

'A INTD 106

- 19.
- 20.
- 21.
- 22.

'A INTD 109

- 19.
- 20.
- 21.
- 22.

'A INTD 202

- 19.
- 20.
- 21.
- 22.

'A INTD 210

- 19.
- 20.
- 21.
- 22.

GENERAL EDUCATION SURVEY - PART II
 RESPONSES TO QUESTIONS - 1 THRU 18

FA1

			1	2	3	4	5	6	7	8	9	10	11	12	13	14	15	16	17
FA	INTD	216																	
		19.																	
		20.																	
		21.																	
		22.																	
FA	INTD	251																	
		19.																	
		20.																	
		21.																	
		22.																	
FA	LRES	252																	
		19.																	
		20.																	
		21.																	
		22.																	
FA	LRES	254																	
		19.																	
		20.																	
		21.																	
		22.																	
FA	MUS	101																	
		19.										1					1		1
		20.	1	1									1						
		21.	1	1									1						
		22.											1						
FA	MUS	106																	
		19.							1			1	1	1		1	1		
		20.	1	1			1	1							1			1	1
		21.					1												
		22.													1				
FA	MUS	110																	
		19.																	
		20.																	
		21.																	
		22.																	
FA	MUS	115																	
		19.			1	1		1	1	1	1	1		1		1	1		
		20.	1	1									1		1				1
		21.	1	1	1		1						1		1			1	1
		22.		1									1		1			1	1

GENERAL EDUCATION SURVEY - PART II
 RESPONSES TO QUESTIONS - 1 THRU 18

			1	2	3	4	5	6	7	8	9	10	11	12	13	14	15	16	17
FA	SPCH	124																	
		19.																	
		20.																	
		21.																	
		22.																	
FA	THEA	101																	
		19.							1	1	1	1			1		1		1
		20.	1	1	1	1	1	1					1	1	1				1
		21.	1	1			1						1			1			
		22.	1	1	1	1	1	1					1	1	1				